

**kelekttron<sup>®</sup>**

2023



Ceiling Lamps • Plafones pg. 12 - 85

Pendant Lamps • Colgantes pg. 88 - 107

Wall Lamps • Apliques pg. 110 - 137

Baby & Kid Lamps • Lámparas Infantiles pg. 140 - 159

**ES**

+34 963 267 365  
info@kelektron.com

**RO**

+40 0763 544 545  
info@kelektron.com



Comply with European Legislation  
Cumple con la Legislación Europea



3 Years Guarantee  
Garantía de 3 Años

## RoHS

Restriction of Dangerous Substances  
Restricción de Sustancias Peligrosas



Mercury Free  
No incluye Mercurio



Save Energy  
Ahorra Energía



Recyclable  
Reciclable

<b>0007A</b>	Core R	pg. 12	<b>0069A</b>	Albiorix	pg. 41
<b>0009A</b>	Core S	pg. 13	<b>0070A</b>	Prometeo	pg. 44-45
<b>0010A</b>	Core S	pg. 14	<b>0071A</b>	Prometeo	pg. 44-45
<b>0011A</b>	Core RT	pg. 15	<b>0072A</b>	Prometeo	pg. 46
<b>0012A</b>	Base	pg. 16	<b>0073A</b>	Prometeo	pg. 47
<b>0015A</b>	Closer	pg. 17	<b>0074A</b>	Skadi	pg. 56-57
<b>0021A</b>	Comet 14	pg. 18	<b>0075A</b>	Helena	pg. 96-97
<b>0022A</b>	Astro 2	pg. 19	<b>0076A</b>	Skadi	pg. 98-99
<b>0023A</b>	Silk	pg. 88	<b>0077A</b>	Helena	pg. 58-59
<b>0024A</b>	Silk	pg. 89	<b>0078A</b>	Skoll	pg. 60-61
<b>0026A</b>	Hoop 4	pg. 120-121	<b>0079A</b>	Skoll	pg. 60-61
<b>0027A</b>	Hoop 3	pg. 95	<b>0080A</b>	Dafne	pg. 62
<b>0028A</b>	Hoop 4	pg. 121	<b>0081A</b>	Jano	pg. 64
<b>0029A</b>	Up	pg. 142	<b>0082A</b>	Jano	pg. 65
<b>0030A</b>	Belinus	pg. 20	<b>0083A</b>	Anthe	pg. 114-115
<b>0031A</b>	Belinus	pg. 21	<b>0084A</b>	Anthe	pg. 114-115
<b>0032A</b>	Belinus	pg. 22-23	<b>0085A</b>	Anthe	pg. 114-115
<b>0033A</b>	Retro	pg. 110-111	<b>0086A</b>	Anthe	pg. 114-115
<b>0037A</b>	Retro	pg. 27	<b>0087A</b>	Albiorix	pg. 38-39
<b>0038A</b>	Retro	pg. 28	<b>0088A</b>	Prometeo	pg. 44-45
<b>0039A</b>	Belinus	pg. 26	<b>0089A</b>	Heron	pg. 66
<b>0040A</b>	Retro	pg. 29	<b>0090A</b>	Praslin	pg. 67
<b>0041A</b>	Belinus	pg. 24-25	<b>0091A</b>	Praslin	pg. 67
<b>0047A</b>	Sign R	pg. 135	<b>0092A</b>	Deia	pg. 68-69
<b>0048A</b>	Sign R	pg. 135	<b>0093A</b>	Lofoten	pg. 70-71
<b>0060A</b>	Drops 1A	pg. 128-129	<b>0094A</b>	Boira	pg. 116-117
<b>0061A</b>	Tarvos	pg. 50-51	<b>0095A</b>	Boira	pg. 116-117
<b>0062A</b>	Tarvos	pg. 50-51	<b>0097A</b>	New Frame	pg. 122-123
<b>0063A</b>	Tarvos	pg. 50-51	<b>0098A</b>	New Frame	pg. 122-123
<b>0064A</b>	Tarvos	pg. 50-51	<b>0099A</b>	New Frame	pg. 124-125
<b>0065A</b>	Sao	pg. 54-55	<b>0100A</b>	New Frame	pg. 124-125
<b>0066A</b>	Albiorix	pg. 38-39	<b>0101A</b>	Ariel	pg. 72-73
<b>0067A</b>	Albiorix	pg. 38-39	<b>0102A</b>	Skoll	pg. 60-61
<b>0068A</b>	Albiorix	pg. 40	<b>0103A</b>	Juliet	pg. 74-75

<b>0104A</b>	Juliet	pg. 74-75	<b>098</b>	Scales 1	pg. 94	<b>790</b>	Athens	pg. 137
<b>0105A</b>	Ophelia	pg. 76-77	<b>117</b>	Drops 1A	pg. 128	<b>960</b>	Drops 1D	pg. 106
<b>0106A</b>	Ophelia	pg. 76-77	<b>119</b>	Drops 1B	pg. 130-131	<b>961</b>	Drops 1D	pg. 106
<b>0107A</b>	Ophelia	pg. 76-77	<b>359</b>	Drops 1B	pg. 130-131	<b>962</b>	Drops 5D	pg. 107
<b>0108A</b>	Duck 1	pg. 153	<b>372</b>	Step 2	pg. 132-133	<b>966</b>	Retro	pg. 32-33
<b>0109A</b>	Panda 1	pg. 153	<b>525</b>	Astro 5	pg. 104-105	<b>969</b>	Retro	pg. 34-35
<b>0110A</b>	Frog 1	pg. 153	<b>537</b>	Helicopter 2	pg. 148	<b>970</b>	Miranda	pg. 78
<b>0111A</b>	Mouse 1	pg. 154	<b>538</b>	Retro	pg. 112-113	<b>973</b>	Mab	pg. 79
<b>0112A</b>	Bear 1	pg. 154	<b>539</b>	Retro	pg. 110-111	<b>975</b>	Retro	pg. 30
<b>0113A</b>	Panda 2	pg. 154	<b>543</b>	Nautilus	pg. 146	<b>976</b>	Retro	pg. 36-37
<b>0114A</b>	Rabbit 1	pg. 155	<b>544</b>	Ship	pg. 147	<b>977</b>	Retro	pg. 31
<b>0115A</b>	Dog 1	pg. 155	<b>546</b>	Cats	pg. 143	<b>982</b>	Umbrella 6	pg. 92-93
<b>0116A</b>	Tiger 1	pg. 156	<b>549</b>	Bee World	pg. 141	<b>985</b>	Umbrella 9	pg. 92-93
<b>0117A</b>	Tiger 2	pg. 156	<b>552</b>	Nidus 1	pg. 144	<b>986</b>	Umbrella 10	pg. 92-93
<b>0118A</b>	Tiger 3	pg. 156	<b>553</b>	Nidus 2	pg. 151			
<b>0119A</b>	Rabbit 2	pg. 157	<b>554</b>	Pirate Ship 2	pg. 151			
<b>0120A</b>	Rabbit 3	pg. 157	<b>557</b>	Football	pg. 150			
<b>0121A</b>	Rabbit 4	pg. 157	<b>558</b>	Numbers	pg. 145			
<b>0122A</b>	Cow 1	pg. 158	<b>559</b>	Basketball	pg. 150			
<b>0123A</b>	Cow 2	pg. 158	<b>560</b>	Helicopter 3	pg. 149			
<b>0124A</b>	Cow 3	pg. 158	<b>620</b>	Hat 3	pg. 90			
<b>0125A</b>	Koala 1	pg. 159	<b>621</b>	Hat 4	pg. 90-91			
<b>0126A</b>	Chicken 1	pg. 159	<b>622</b>	Hat 5	pg. 91			
<b>0127A</b>	Knot M	pg. 100-101	<b>652</b>	White Star	pg. 140			
<b>0128A</b>	Helix II	pg. 118-119	<b>729</b>	Step	pg. 80			
<b>0129A</b>	Helix II	pg. 118-119	<b>730</b>	Step	pg. 81			
<b>0130A</b>	Astro 4 EV	pg. 85	<b>732</b>	Iceberg	pg. 82			
<b>0131A</b>	Knot L	pg. 102-103	<b>734</b>	Iceberg	pg. 83			
<b>0132A</b>	Dafne	pg. 63	<b>735</b>	Iceberg	pg. 83			
			<b>736</b>	Eclipse	pg. 126-127			
			<b>737</b>	Eclipse	pg. 126-127			
			<b>752</b>	Frame	pg. 84			
			<b>786</b>	Sign R	pg. 134			
			<b>788</b>	Sign S	pg. 136			





## A

<b>Albiorix</b>	0066A	pg. 38-39
<b>Albiorix</b>	0067A	pg. 38-39
<b>Albiorix</b>	0068A	pg. 40
<b>Albiorix</b>	0069A	pg. 41
<b>Albiorix</b>	0087A	pg. 38-39
<b>Anthe</b>	0083A	pg. 114-115
<b>Anthe</b>	0084A	pg. 114-115
<b>Anthe</b>	0085A	pg. 114-115
<b>Anthe</b>	0086A	pg. 114-115
<b>Ariel</b>	0101A	pg. 72-73
<b>Astro 2</b>	0022A	pg. 19
<b>Astro 4 EV</b>	0130A	pg. 85
<b>Astro 5</b>	525	pg. 104-105
<b>Athens</b>	790	pg. 137

## B

<b>Base</b>	0012A	pg. 17
<b>Basketball</b>	559	pg. 150
<b>Bee World</b>	549	pg. 141
<b>Bear 1</b>	0112A	pg. 154
<b>Belinus</b>	0030A	pg. 20
<b>Belinus</b>	0031A	pg. 21
<b>Belinus</b>	0032A	pg. 22-23
<b>Belinus</b>	0039A	pg. 26
<b>Belinus</b>	0041A	pg. 24-25
<b>Boira</b>	0094A	pg. 116-117
<b>Boira</b>	0095A	pg. 116-117

## C

<b>Cats</b>	546	pg. 143
<b>Chicken 1</b>	0126A	pg. 159
<b>Closer</b>	0015A	pg. 17
<b>Comet 14</b>	0021A	pg. 18
<b>Core R</b>	0007A	pg. 12
<b>Core S</b>	0009A	pg. 13
<b>Core S</b>	0010A	pg. 14
<b>Core RT</b>	0011A	pg. 15
<b>Cow 1</b>	0122A	pg. 158
<b>Cow 2</b>	0123A	pg. 158
<b>Cow 3</b>	0124A	pg. 158

## D

<b>Dafne</b>	0080A	pg. 62
<b>Dafne</b>	0132A	pg. 63
<b>Deia</b>	0092A	pg. 68-69
<b>Dog 1</b>	0115A	pg. 155
<b>Drops 1A</b>	0060A	pg. 128-129
<b>Drops 1A</b>	117	pg. 128-129
<b>Drops 1B</b>	119	pg. 130-131
<b>Drops 1B</b>	359	pg. 130-131
<b>Drops 1D</b>	960	pg. 106
<b>Drops 1D</b>	961	pg. 106
<b>Drops 5D</b>	962	pg. 107
<b>Duck 1</b>	0108A	pg. 153

## E

<b>Eclipse</b>	736	pg. 126-127
<b>Eclipse</b>	737	pg. 126-127

## F

<b>Football</b>	557	pg. 150
<b>Frame</b>	752	pg. 84
<b>Frog 1</b>	0110A	pg. 153

## H

<b>Hat 3</b>	620	pg. 90
<b>Hat 4</b>	621	pg. 90-91
<b>Hat 5</b>	622	pg. 91
<b>Helena</b>	0075A	pg. 96-97
<b>Helena</b>	0077A	pg. 58-59
<b>Helicopter 2</b>	537	pg. 148
<b>Helicopter 3</b>	560	pg. 149
<b>Helix II</b>	0128A	pg. 118-119
<b>Helix II</b>	0129A	pg. 118-119
<b>Heron</b>	0089A	pg. 66
<b>Hoop 3</b>	0027A	pg. 95
<b>Hoop 4</b>	0026A	pg. 120-121
<b>Hoop 4</b>	0028A	pg. 121

## I

<b>Iceberg</b>	732	pg. 82
<b>Iceberg</b>	734	pg. 83
<b>Iceberg</b>	735	pg. 83

## J

<b>Jano</b>	0081A	pg. 64
<b>Jano</b>	0082A	pg. 65
<b>Juliet</b>	0103A	pg. 74-75
<b>Juliet</b>	0104A	pg. 74-75

## L

<b>Lofoten</b>	0093A	pg. 70-71
----------------	-------	-----------

## M

<b>Mab</b>	973	pg. 79
<b>Miranda</b>	970	pg. 78
<b>Mouse 1</b>	0111A	pg. 154

## N

<b>Nautilus</b>	543	pg. 146
<b>New Frame</b>	0097A	pg. 122-123
<b>New Frame</b>	0098A	pg. 122-123
<b>New Frame</b>	0099A	pg. 124-125
<b>New Frame</b>	0100A	pg. 124-125
<b>Nidus 1</b>	552	pg. 144
<b>Nidus 2</b>	553	pg. 151
<b>Numbers</b>	558	pg. 145

## O

<b>Ophelia</b>	0105A	pg. 76-77
<b>Ophelia</b>	0106A	pg. 76-77
<b>Ophelia</b>	0107A	pg. 76-77

## P

<b>Panda 1</b>	0109A	pg. 153
<b>Panda 2</b>	0113A	pg. 154
<b>Pirate Ship 2</b>	554	pg. 151
<b>Praslin</b>	0090A	pg. 67
<b>Praslin</b>	0091A	pg. 67
<b>Prometeo</b>	0070A	pg. 44-45
<b>Prometeo</b>	0071A	pg. 44-45
<b>Prometeo</b>	0072A	pg. 46
<b>Prometeo</b>	0073A	pg. 47
<b>Prometeo</b>	0088A	pg. 44-45

## K

<b>Knot M</b>	0127A	pg. 100-101
<b>Knot L</b>	0131A	pg. 102-103
<b>Koala 1</b>	0125A	pg. 159

## R

<b>Rabbit 1</b>	0114A	pg. 155
<b>Rabbit 2</b>	0119A	pg. 157
<b>Rabbit 3</b>	0120A	pg. 157
<b>Rabbit 4</b>	0121A	pg. 157
<b>Retro</b>	0033A	pg. 110-111
<b>Retro</b>	0037A	pg. 27
<b>Retro</b>	0038A	pg. 28
<b>Retro</b>	0040A	pg. 29
<b>Retro</b>	538	pg. 112-113
<b>Retro</b>	539	pg. 110-111
<b>Retro</b>	966	pg. 32-33
<b>Retro</b>	969	pg. 34-35
<b>Retro</b>	975	pg. 30
<b>Retro</b>	976	pg. 36-37
<b>Retro</b>	977	pg. 31

## S

<b>Sao</b>	0065A	pg. 54-55
<b>Scales 1</b>	098	pg. 94
<b>Sign R</b>	0047A	pg. 135
<b>Sign R</b>	0048A	pg. 135
<b>Sign R</b>	786	pg. 134
<b>Sign S</b>	788	pg. 136
<b>Ship</b>	544	pg. 147
<b>Silk</b>	0023A	pg. 88
<b>Silk</b>	0024A	pg. 89
<b>Skadi</b>	0074A	pg. 56-57
<b>Skadi</b>	0076A	pg. 98-99
<b>Skoll</b>	0078A	pg. 60-61
<b>Skoll</b>	0079A	pg. 60-61
<b>Skoll</b>	0102A	pg. 60-61
<b>Step</b>	729	pg. 80
<b>Step</b>	730	pg. 81
<b>Step 2</b>	372	pg. 132-133

## T

<b>Tarvos</b>	0061A	pg. 50-51
<b>Tarvos</b>	0062A	pg. 50-51
<b>Tarvos</b>	0063A	pg. 50-51
<b>Tarvos</b>	0064A	pg. 50-51
<b>Tiger 1</b>	0116A	pg. 156
<b>Tiger 2</b>	0117A	pg. 156
<b>Tiger 3</b>	0118A	pg. 156

## U

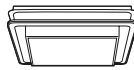
<b>Umbrella 6</b>	982	pg. 92-93
<b>Umbrella 9</b>	985	pg. 92-93
<b>Umbrella 10</b>	986	pg. 92-93
<b>Up</b>	0029A	pg. 142

## W

<b>White Star</b>	652	pg. 140
-------------------	-----	---------



**Core R 0007A**  
pg. 12



**Core S 0009A**  
pg. 13



**Core S 0010A**  
pg. 14



**Core RT 0011A**  
pg. 15



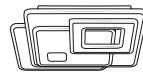
**Belinus 0030A**  
pg. 20



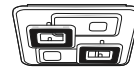
**Belinus 0031A**  
pg. 21



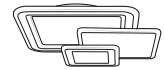
**Belinus 0032A**  
pg. 22-23



**Retro 0037A**  
pg. 27



**Retro 0038A**  
pg. 28



**Retro 0040A**  
pg. 29



**Albiorix 0066A**  
pg. 38-39



**Albiorix 0067A**  
pg. 38-39



**Albiorix 0087A**  
pg. 38-39



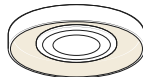
**Albiorix 0068A**  
pg. 40



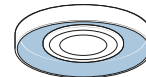
**Albiorix 0069A**  
pg. 41



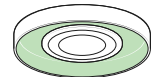
**Tarvos 0061A**  
pg. 50-51



**Tarvos 0062A**  
pg. 50-51



**Tarvos 0063A**  
pg. 50-51



**Tarvos 0064A**  
pg. 50-51



**Skoll 0078A**  
pg. 60-61



**Skoll 0079A**  
pg. 60-61



**Skoll 0102A**  
pg. 60-61



**Dafne 0080A**  
pg. 62



**Dafne 0132A**  
pg. 63



**Jano 0081A**  
pg. 64



**Jano 0082A**  
pg. 65



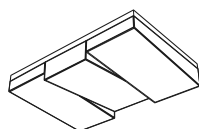
**Ariel 0101A**  
pg. 72-73



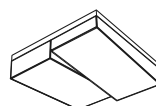
**Juliet 0103A**  
pg. 74-75



**Juliet 0104A**  
pg. 74-75



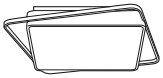
**Step 729**  
pg. 80



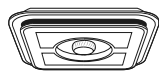
**Step 730**  
pg. 81



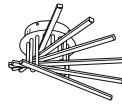
**Iceberg 732**  
pg. 82



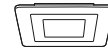
**Base 0012A**  
pg. 16



**Closer 0015A**  
pg. 17



**Comet 14 0021A**  
pg. 18



**Astro 2 0022A**  
pg. 19



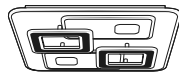
**Belinus 0039A**  
pg. 26



**Belinus 0041A**  
pg. 24-25



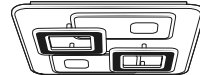
**Retro 966**  
pg. 32-33



**Retro 969**  
pg. 34-35



**Retro 975**  
pg. 30



**Retro 977**  
pg. 31



**Retro 976**  
pg. 36-37



**Prometeo 0070A**  
pg. 44-45



**Prometeo 0071A**  
pg. 44-45



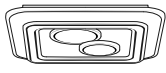
**Prometeo 0088A**  
pg. 44-45




**Prometeo 0072A**  
pg. 46



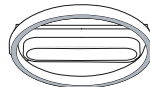
**Prometeo 0073A**  
pg. 47



**Sao 0065A**  
pg. 54-55



**Skadi 0074A**  
pg. 56-57



**Helena 0077A**  
pg. 58-59



**Heron 0089A**  
pg. 66



**Praslin 0090A**  
pg. 67



**Praslin 0091A**  
pg. 67



**Deia 0092A**  
pg. 68-69



**Lofoten 0093A**  
pg. 70-71



**Ophelia 0105A**  
pg. 76-77



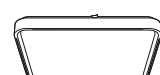
**Ophelia 0106A**  
pg. 76-77



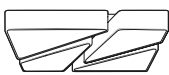
**Ophelia 0107A**  
pg. 76-77



**Miranda 970**  
pg. 78



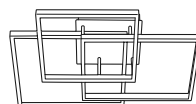
**Mab 973**  
pg. 79



**Iceberg 734**  
pg. 83



**Iceberg 735**  
pg. 83



**Frame 752**  
pg. 84



**Astro 4 EV 0130A**  
pg. 85



Pendant Lamps • Colgantes pg. 88 - 107

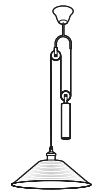
E27



Silk 0023A  
pg. 88

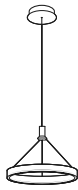


Silk 0024A  
pg. 89

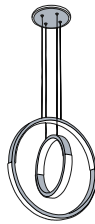


Scales 1 098  
pg. 94

LED



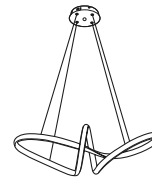
Hoop 3 0027A  
pg. 95



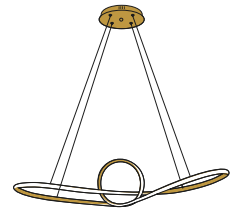
Helena 0075A  
pg. 96-97



Skadi 0076A  
pg. 98-99



Knot M 0127A  
pg. 100-101



Knot L 0131A  
pg. 102-103



Wall Lamps • Apliques pg. 110 - 137



Retro 0033A  
pg. 110-111



Retro 539  
pg. 110-111



Retro 538  
pg. 112-113



Anthe 0083A  
pg. 114-115



Anthe 0084A  
pg. 114-115



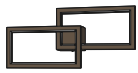
Anthe 0085A  
pg. 114-115



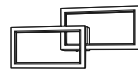
Anthe 0086A  
pg. 114-115



Boira 0094A  
pg. 116-117



New Frame 0099A  
pg. 124-125



New Frame 0100A  
pg. 124-125



Drops 1A 0060A  
pg. 128-129



Drops 1A 117  
pg. 128



Drops 1B 119  
pg. 130-131



Drops 1B 359  
pg. 130-131



Baby & Kid Lamps • Lámparas Infantiles pg. 140 - 159

LED



White Star 652  
pg. 140



Bee World 549  
pg. 141

LED

E27



Up 0029A  
pg. 142



Cats 546  
pg. 143



Numbers 558  
pg. 145



Nidus 1 552  
pg. 144



Helicopter 2 537  
pg. 148

Cute Pet Collection E14 12/24 V / DC • Colección Cute Pet E14 12/24 V / DC pg. 152 - 159



Duck 1 0108A  
pg. 153



Panda 1 0109A  
pg. 153



Frog 1 0110A  
pg. 153



Mouse 1 0111A  
pg. 154



Bear 1 0112A  
pg. 154




Rabbit 2 0119A  
pg. 157



Rabbit 3 0120A  
pg. 157



Rabbit 4 0121A  
pg. 157



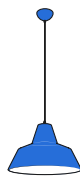
**Hat 3** 620  
pg. 90



**Hat 4** 621  
pg. 90-91



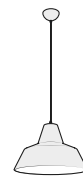
**Hat 5** 622  
pg. 91



**Umbrella** 982  
pg. 92-93

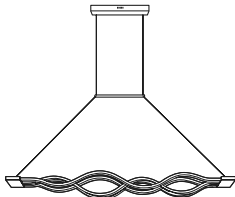


**Umbrella** 985  
pg. 92-93

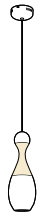


**Umbrella** 986  
pg. 92-93

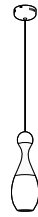
E27



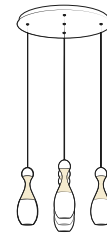
**Astro 5** 525  
pg. 104-105



**Drops 1D** 960  
pg. 106



**Drops 1D** 961  
pg. 106



**Drops 5D** 962  
pg. 107

LED



**Boira** 0095A  
pg. 116-117



**Helix II** 0128A  
pg. 118-119



**Helix II** 0129A  
pg. 118-119



**Hoop 4** 0026A  
pg. 120



**Hoop 4** 0028A  
pg. 121



**New Frame** 0097A  
pg. 122-123



**New Frame** 0098A  
pg. 122-123



**Eclipse** 736  
pg. 126-127



**Eclipse** 737  
pg. 126-127



6500K  
**Sign R** 786  
pg. 134



3000K  
**Sign R** 0047A  
pg. 135



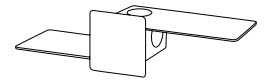
**Sign R** 0048A  
pg. 135



**Sign S** 788  
pg. 136



**Athens** 790  
pg. 137



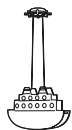
**Step 2** 372  
pg. 132-133



**Helicopter 3** 560  
pg. 149



**Nautilus** 543  
pg. 146



**Ship** 544  
pg. 147



**Football** 557  
pg. 150



**Basketball** 559  
pg. 150

E27



E14

**Nidus 2** 553  
pg. 151



E14

**Pirate Ship 2** 554  
pg. 151



**Panda 2** 0113A  
pg. 154



**Rabbit 1** 0114A  
pg. 155



**Dog 1** 0115A  
pg. 155



**Tiger 1** 0116A  
pg. 156



**Tiger 2** 0117A  
pg. 156



**Tiger 3** 0118A  
pg. 156



**Cow 1** 0122A  
pg. 158



**Cow 2** 0123A  
pg. 158



**Cow 3** 0124A  
pg. 158



**Koala 1** 0125A  
pg. 159



**Chicken 1** 0126A  
pg. 159





**Ophelia 0107A**  
pg. 77





pg. 12 - 85 Ceiling Lamps • Plafones

**LED**

pg. 12	<b>Core R</b>	0007A	pg. 54	<b>Sao</b>	0065A
	<b>Core S</b>	0009A	pg. 56	<b>Skadi</b>	0074A
	<b>Core S</b>	0010A	pg. 58	<b>Helena</b>	0077A
	<b>Core RT</b>	0011A	pg. 60	<b>Skoll</b>	0078A
pg. 16	<b>Base</b>	0012A		<b>Skoll</b>	0079A
pg. 17	<b>Closer</b>	0015A		<b>Skoll</b>	0102A
pg. 18	<b>Comet 14</b>	0021A	pg. 62	<b>Dafne</b>	0080A
pg. 19	<b>Astro 2</b>	0022A		<b>Dafne</b>	0132A
pg. 20	<b>Belinus</b>	0030A	pg. 64	<b>Jano</b>	0081A
	<b>Belinus</b>	0031A		<b>Jano</b>	0082A
	<b>Belinus</b>	0032A	pg. 66	<b>Heron</b>	0089A
	<b>Belinus</b>	0041A	pg. 67	<b>Praslin</b>	0090A
	<b>Belinus</b>	0039A		<b>Praslin</b>	0091A
pg. 27	<b>Retro</b>	0037A	pg. 68	<b>Deia</b>	0092A
	<b>Retro</b>	0038A	pg. 70	<b>Lofoten</b>	0093A
	<b>Retro</b>	0040A	pg. 72	<b>Ariel</b>	0101A
	<b>Retro</b>	975	pg. 74	<b>Juliet</b>	0103A
	<b>Retro</b>	977		<b>Juliet</b>	0104A
	<b>Retro</b>	966	pg. 76	<b>Ophelia</b>	0105A
	<b>Retro</b>	969		<b>Ophelia</b>	0106A
	<b>Retro</b>	976		<b>Ophelia</b>	0107A
pg. 38	<b>Albiorix</b>	0066	pg. 78	<b>Miranda</b>	970
	<b>Albiorix</b>	0067	pg. 79	<b>Mab</b>	973
	<b>Albiorix</b>	0087A	pg. 80	<b>Step</b>	729
	<b>Albiorix</b>	0068A		<b>Step</b>	730
	<b>Albiorix</b>	0069A	pg. 82	<b>Iceberg</b>	732
pg. 44	<b>Prometeo</b>	0070A		<b>Iceberg</b>	734
	<b>Prometeo</b>	0071A		<b>Iceberg</b>	735
	<b>Prometeo</b>	0088A	pg. 84	<b>Frame</b>	752
	<b>Prometeo</b>	0072A	pg. 85	<b>Astro 4 EV</b>	0130A
	<b>Prometeo</b>	0073A			
pg. 50	<b>Tarvos</b>	0061A			
	<b>Tarvos</b>	0062A			
	<b>Tarvos</b>	003A			
	<b>Tarvos</b>	0064A			



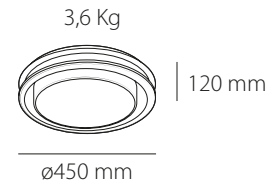
# Core R

Ceiling Lamp / Plafón



20 7 06 070 CF **0007A**  
White + Coffee / Blanco + Café  
Metal + Acrylic / Metal + Acrílico


5 Kg / 56 x 56 x 20 cm  
Box / Caja (cm)



## Specifications / Especificaciones

**0007A**

Remote control included / Incluye mando a distancia  
Dimmable / Intensidad de la luz regulable  
3 Scene switch / Interruptor con 3 escenas de color  
Colour temperature adjustable / Temperatura de color regulable  
Memory / Memoria de encendido

Download the APP  for  
Smart Light Control



Watt Range / Rango Potencia  
**48 W - 69 W (LED)**

Lumens / Flujo Luminoso  
**6860 Lm**

Colour Temp. / Temp. de Color  
**3500 K to 6500 K**

CRI  $\geq$  80  
IP20





# Core S

Ceiling Lamp / Plafón

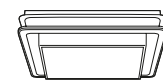


20 7 06 080 CF **0009A**

White + Coffee / Blanco + Café  
Metal + Acrylic / Metal + Acrílico

6 Kg / 56 x 56 x 20 cm  
Box / Caja (cm)

4,3 Kg



120 mm



L450 mm



## Specifications / Especificaciones

**0009A**


Remote control included / Incluye mando a distancia

Dimmable / Intensidad de la luz regulable

3 Scene switch / Interruptor con 3 escenas de color

Colour temperature adjustable / Temperatura de color regulable

Memory / Memoria de encendido

Download the APP  for  
Smart Light Control



Watt Range / Rango Potencia  
**64 W - 128 W (LED)**

Lumens / Flujo Luminoso  
**7520 Lm**

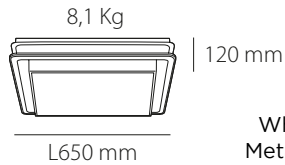
Colour Temp. / Temp. de Color  
**3500 K to 6500 K**

CRI  $\geq$  80  
IP20



# Core S

Ceiling Lamp / Plafón



20 7 06 110 CF **0010A**

White + Coffee / Blanco + Café  
Metal + Acrylic / Metal + Acrílico


10,4 Kg / 75 x 75 x 21 cm  
Box / Caja (cm)



## Specifications / Especificaciones

**0010A**

Remote control included / Incluye mando a distancia  
Dimmable / Intensidad de la luz regulable  
3 Scene switch / Interruptor con 3 escenas de color  
Colour temperature adjustable / Temperatura de color regulable  
Memory / Memoria de encendido

Download the APP  for  
Smart Light Control



Watt Range / Rango Potencia  
**112 W - 224 W (LED)**

Lumens / Flujo Luminoso  
**10500 Lm**

Colour Temp. / Temp. de Color  
**3500 K to 6500 K**

CRI  $\geq$  80  
IP20





# Core RT

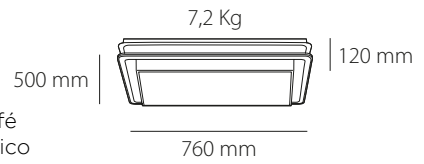
Ceiling Lamp / Plafón



20 7 06 130 CF **0011A**

White + Coffee / Blanco + Café  
Metal + Acrylic / Metal + Acrílico

9,2 Kg / 85 x 60 x 20 cm  
Box / Caja (cm)



## Specifications / Especificaciones

**0011A**


Remote control included / Incluye mando a distancia

Dimmable / Intensidad de la luz regulable

3 Scene switch / Interruptor con 3 escenas de color

Colour temperature adjustable / Temperatura de color regulable

Memory / Memoria de encendido

Download the APP  for  
Smart Light Control



Watt Range / Rango Potencia  
**90 W - 180 W (LED)**

Lumens / Flujo Luminoso  
**12090 Lm**

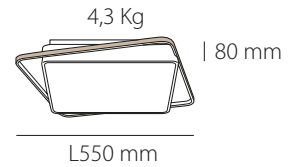
Colour Temp. / Temp. de Color  
**3500 K to 6500 K**

CRI  $\geq$  80  
IP20



# Base

Ceiling Lamp / Plafón



20 7 06 090 CF **0012A**

White + Champagne / Blanco + Champagne  
Metal + Acrylic / Metal + Acrílico


5,9 Kg / 65 x 65 x 19 cm  
Box / Caja (cm)



## Specifications / Especificaciones

**0012A**

Remote control included / Incluye mando a distancia  
Dimmable / Intensidad de la luz regulable  
3 Scene switch / Interruptor con 3 escenas de color  
Colour temperature adjustable / Temperatura de color regulable  
Memory / Memoria de encendido

Download the APP  for  
Smart Light Control



Watt Range / Rango Potencia  
**56 W - 112 W (LED)**

Lumens / Flujo Luminoso  
**8785 Lm**

Colour Temp. / Temp. de Color  
**3500 K  $\leftrightarrow$  6500 K**

CRI  $\geq$  **80**  
IP **20**

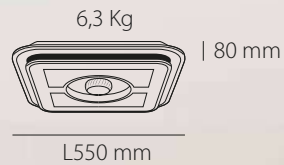


# Closer

Ceiling Lamp / Plafón




20 7 06 110 CF **0015A**  
White + Grey / Blanco + Gris  
Metal + Acrylic / Metal + Acrílico  
7,9 Kg / 64 x 64 x 16 cm  
Box / Caja (cm)



## Specifications / Especificaciones

**0015A**

Remote control included / Incluye mando a distancia  
Dimmable / Intensidad de la luz regulable  
3 Scene switch / Interruptor con 3 escenas de color  
Colour temperature adjustable / Temperatura de color regulable  
Memory / Memoria de encendido

Download the APP  for  
Smart Light Control



Watt Range / Rango Potencia  
**65 W - 130 W (LED)**

Lumens / Flujo Luminoso  
**10500 Lm**

Colour Temp. / Temp. de Color  
**3500 K to 6500 K**

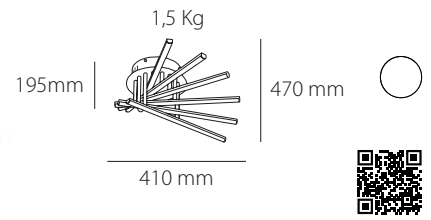
CRI  $\geq$  80  
IP20



# Comet 14

Ceiling Lamp / Plafón

20 7 06 048 40 **0021A**  
White / Blanco  
Metal + Acrylic / Metal + Acrílico  
2,8 Kg / 51 x 51 x 25 cm  
Box / Caja (cm)



## Specifications / Especificaciones

**0021A**

Watt / Potencia  
**48 W (LED)**

Lumens / Flujo Luminoso  
**3360 Lm**

Colour Temp. / Temp. de Color  
**4000 K**

CRI  $\geq$  80  
IP20





# Astro 2

Ceiling Lamp / Plafón

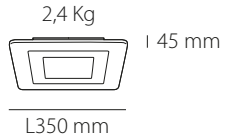


20 7 06 030 40 **0022A**

White / Blanco  
Acrílico / Metal + Acrílico



3,2 Kg / 43 x 43 x 12 cm  
Box / Caja (cm)



## Specifications / Especificaciones

**0022A**

Watt / Potencia  
**30 W (LED)**

Lumens / Flujo Luminoso  
**2100 Lm**

Colour Temp. / Temp. de Color  
**4000 K**

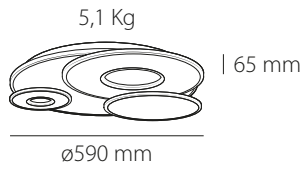
CRI  $\geq$  80  
IP20





# Belinus

Ceiling Lamp / Plafón



20 7 06 080 CF **0030A**

White / Blanco  
Metal + Acrylic / Metal + Acrílico

7 Kg / 71 x 71 x 14 cm  
Box / Caja (cm)



## Specifications / Especificaciones

**0030A**


Remote control included / Incluye mando a distancia

Dimmable / Intensidad de la luz regulable

3 Scene switch / Interruptor con 3 escenas de color

Colour temperature adjustable / Temperatura de color regulable

Memory / Memoria de encendido

Download the APP  for  
Smart Light Control



Watt Range / Rango Potencia  
**8 W - 105 W (LED)**

Lumens / Flujo Luminoso  
**7600 Lm**

Colour Temp. / Temp. de Color  
**3000 K ↔ 6000 K**

CRI ≥ 80  
IP20



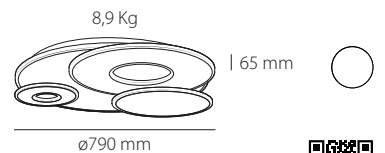


# Belinus

Ceiling Lamp / Plafón




20 7 06 112 CF **0031A**  
 White / Blanco  
 Metal + Acrylic / Metal + Acrílico  
 11,6 Kg / 84 x 84 x 14 cm  
 Box / Caja (cm)



## Specifications / Especificaciones

**0031A**

Remote control included / Incluye mando a distancia  
 Dimmable / Intensidad de la luz regulable  
 3 Scene switch / Interruptor con 3 escenas de color  
 Colour temperature adjustable / Temperatura de color regulable  
 Memory / Memoria de encendido

Download the APP  for Smart Light Control



Watt Range / Rango Potencia  
**12 W - 150 W (LED)**

Lumens / Flujo Luminoso  
**10640 Lm**

Colour Temp. / Temp. de Color  
**3000 K ↔ 6000 K**

CRI ≥ **80**  
 IP **20**






**Specifications / Especificaciones**

**0032A**

Remote control included / Incluye mando a distancia  
 Dimmable / Intensidad de la luz regulable  
 3 Scene switch / Interruptor con 3 escenas de color  
 Colour temperature adjustable / Temperatura de color regulable  
 Memory / Memoria de encendido

Download the APP  for Smart Light Control



Watt Range / Rango Potencia  
**10 W - 135 W (LED)**

Lumens / Flujo Luminoso  
**9310 Lm**

Colour Temp. / Temp. de Color  
**3000 K ↔ 6000 K**

CRI **≥80**  
 IP **20**





# Belinus

Ceiling Lamp / Plafón

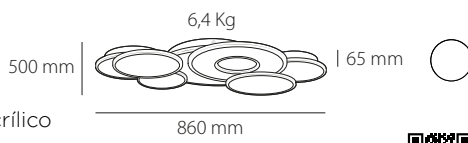
20 7 06 098 CF **0032A**

White / Blanco

Metal + Acrylic / Metal + Acrílico

8,7 Kg / 94 x 60 x 14 cm

Box / Caja (cm)



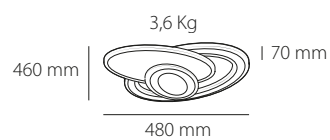
# Belinus

Ceiling Lamp / Plafón



20 7 06 078 CF **0041A**  
White / Blanco  
Metal + Acrylic / Metal + Acrílico

4,9 Kg / 55 x 55 x 15 cm  
Box / Caja (cm)



**Specifications / Especificaciones**

**0041A**

Remote control included / Incluye mando a distancia  
Dimmable / Intensidad de la luz regulable  
3 Scene switch / Interruptor con 3 escenas de color  
Colour temperature adjustable / Temperatura de color regulable  
Memory / Memoria de encendido

Download the APP  for  
Smart Light Control



Watt Range / Rango Potencia  
**8 W - 105 W (LED)**

Lumens / Flujo Luminoso  
**7410 Lm**

Colour Temp. / Temp. de Color  
**3500 K ↔ 6500 K**

CRI **≥80**  
IP **20**







# Belinus

Ceiling Lamp / Plafón

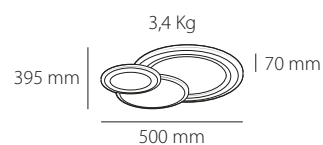
20 7 06 072 CF **0039A**

White / Blanco

Metal + Acrylic / Metal + Acrílico

4,6 Kg / 60 x 49 x 15 cm

Box / Caja (cm)



## Specifications / Especificaciones

**0039A**


Remote control included / Incluye mando a distancia

Dimmable / Intensidad de la luz regulable

3 Scene switch / Interruptor con 3 escenas de color

Colour temperature adjustable / Temperatura de color regulable

Memory / Memoria de encendido

Download the APP  for  
Smart Light Control



Watt Range / Rango Potencia  
**8 W - 95 W (LED)**

Lumens / Flujo Luminoso  
**6840 Lm**

Colour Temp. / Temp. de Color  
**3500 K ↔ 6500 K**

CRI **≥80**  
IP20

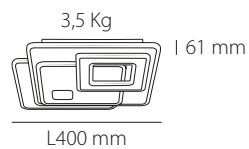


# Retro

Ceiling Lamp / Plafón




20 7 06 075 CF **0037A**  
White / Blanco  
Metal + Acrylic / Metal + Acrílico  
4,6 Kg / 50 x 50 x 14 cm  
Box / Caja (cm)



**Specifications** / Especificaciones

**0037A**

Remote control included / Incluye mando a distancia  
Dimmable / Intensidad de la luz regulable  
3 Scene switch / Interruptor con 3 escenas de color  
Colour temperature adjustable / Temperatura de color regulable  
Memory / Memoria de encendido

Download the APP  for  
Smart Light Control



Watt Range / Rango Potencia  
**8 W - 105 W (LED)**

Lumens / Flujo Luminoso  
**7500 Lm**

Colour Temp. / Temp. de Color  
**3500 K to 6500 K**

CRI  $\geq$  80  
IP20





# Retro

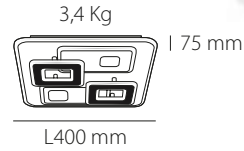
Ceiling Lamp / Plafón



20 7 06 085 CF **0038A**

Blanco + Coffee / Blanco + Café  
Metal + Acrylic / Metal + Acrílico


4,7 Kg / 50 x 50 x 15 cm  
Box / Caja (cm)



## Specifications / Especificaciones

**0038A**

Remote control included / Incluye mando a distancia  
Dimmable / Intensidad de la luz regulable  
3 Scene switch / Interruptor con 3 escenas de color  
Colour temperature adjustable / Temperatura de color regulable  
Memory / Memoria de encendido

Download the APP  for  
Smart Light Control



Watt Range / Rango Potencia  
**10 W - 115 W (LED)**

Lumens / Flujo Luminoso  
**8500 Lm**

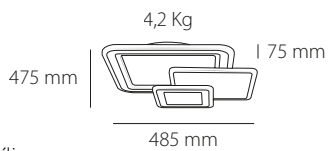
Colour Temp. / Temp. de Color  
**3500 K ↔ 6500 K**

CRI  $\geq$  80  
IP20



# Retro

Ceiling Lamp / Plafón



20 7 06 090 CF **0040A**

White / Blanco  
Metal + Acrylic / Metal + Acrílico


5,7 Kg / 57 x 57 x 15 cm  
Box / Caja (cm)



**Specifications** / Especificaciones

**0040A**

Remote control included / Incluye mando a distancia  
Dimmable / Intensidad de la luz regulable  
3 Scene switch / Interruptor con 3 escenas de color  
Colour temperature adjustable / Temperatura de color regulable  
Memory / Memoria de encendido

Download the APP  for  
Smart Light Control



Watt Range / Rango Potencia  
**10 W - 115 W (LED)**

Lumens / Flujo Luminoso  
**8785 Lm**

Colour Temp. / Temp. de Color  
**3500 K to 6500 K**

CRI  $\geq$  80  
IP20

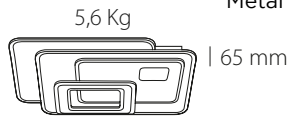




20 7 06 090 CF **975**

White / Blanco

Metal + Acrylic / Metal + Acrílico



L540 mm

7,1 Kg / 63 x 63 x 16 cm  
Box / Caja (cm)



# Retro

Ceiling Lamp / Plafón



## Specifications / Especificaciones

**975**

Remote control included / Incluye mando a distancia  
Dimmable / Intensidad de la luz regulable  
3 Scene switch / Interruptor con 3 escenas de color  
Colour temperature adjustable / Temperatura de color regulable  
Memory / Memoria de encendido

Download the APP for  
Smart Light Control



Watt Range / Rango Potencia  
**12 W - 140 W (LED)**

Lumens / Flujo Luminoso  
**14600 Lm**

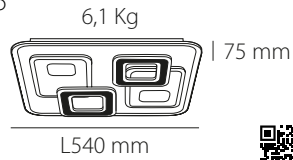
Colour Temp. / Temp. de Color  
**3500 K ↔ 6500 K**

CRI ≥ 80  
IP20



20 7 06 120 CF **977**

White + Coffee / Blanco + Café  
Metal + Acrylic / Metal + Acrílico



7,6 Kg / 64 x 64 x 15 cm  
Box / Caja (cm)



# Retro


Ceiling Lamp / Plafón



## Specifications / Especificaciones

**977**

Remote control included / Incluye mando a distancia  
Dimmable / Intensidad de la luz regulable  
3 Scene switch / Interruptor con 3 escenas de color  
Colour temperature adjustable / Temperatura de color regulable  
Memory / Memoria de encendido

Download the APP  for  
Smart Light Control



Watt Range / Rango Potencia  
**12 W - 160 W (LED)**

Lumens / Flujo Luminoso  
**12050 Lm**

Colour Temp. / Temp. de Color  
**3500 K to 6500 K**

CRI  $\geq$  80  
IP20





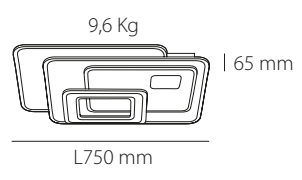
# Retro

Ceiling Lamp / Plafón





20 7 06 170 CF **966**  
White / Blanco  
Metal + Acrylic / Metal + Acrílico




12 Kg / 85 x 85 x 15 cm  
Box / Caja (cm)



**Specifications / Especificaciones**

**966**

Remote control included / Incluye mando a distancia  
Dimmable / Intensidad de la luz regulable  
3 Scene switch / Interruptor con 3 escenas de color  
Colour temperature adjustable / Temperatura de color regulable  
Memory / Memoria de encendido

Download the APP  for  
Smart Light Control



Watt Range / Rango Potencia  
**18 W - 225 W (LED)**

Lumens / Flujo Luminoso  
**17200 Lm**

Colour Temp. / Temp. de Color  
**3500 K ↔ 6500 K**

CRI **≥80**  
IP **20**



# Retro


Ceiling Lamp / Plafón



## Specifications / Especificaciones

969

Remote control included / Incluye mando a distancia  
Dimmable / Intensidad de la luz regulable  
3 Scene switch / Interruptor con 3 escenas de color  
Colour temperature adjustable / Temperatura de color regulable  
Memory / Memoria de encendido

Download the APP  for  
Smart Light Control



Watt Range / Rango Potencia  
18 W - 220 W (LED)

Lumens / Flujo Luminoso  
16570 Lm

Colour Temp. / Temp. de Color  
3500 K ↔ 6500 K

CRI ≥ 80  
IP20

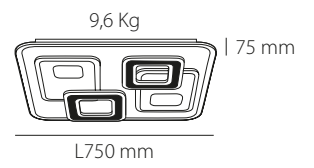




20 7 06 170 CF **969**

White + Coffee / Blanco + Café  
Metal + Acrylic / Metal + Acrílico

10,2 Kg / 85 x 85 x 15 cm  
Box / Caja (cm)





# Retro

Ceiling Lamp / Plafón

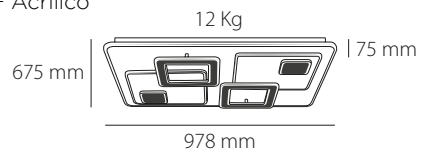


20 7 06 180 CF **976**

White + Coffee / Blanco + Café  
Metal + Acrylic / Metal + Acrílico



14 Kg / 107 x 78 x 15 cm  
Box / Caja (cm)





**Specifications / Especificaciones**

**976**


Remote control included / Incluye mando a distancia

Dimmable / Intensidad de la luz regulable

3 Scene switch / Interruptor con 3 escenas de color

Colour temperature adjustable / Temperatura de color regulable

Memory / Memoria de encendido

Download the APP  for Smart Light Control



Watt Range / Rango Potencia  
**20 W - 230 W (LED)**

Lumens / Flujo Luminoso  
**17680 Lm**

Colour Temp. / Temp. de Color  
**3500 K to 6500 K**

CRI  $\geq$  **80**  
IP20



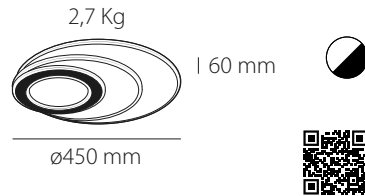
**Albiorix 0066A**



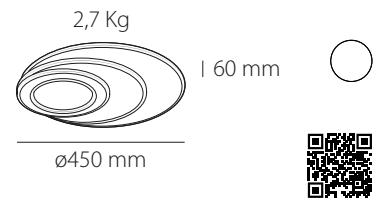
# Albiorix

Ceiling Lamp / Plafón

20 7 06 065 CF **0066A**  
White + Black / Blanco + Negro  
Metal + Acrylic / Metal + Acrílico  
3,7 Kg / 53 x 53 x 8 cm  
Box / Caja (cm)

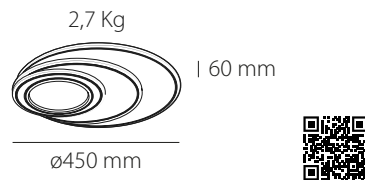


20 7 06 065 CF **0067A**  
White / Blanco  
Metal + Acrylic / Metal + Acrílico  
3,7 Kg / 53 x 53 x 8 cm  
Box / Caja (cm)



20 7 06 065 CF **0087A**  
White + Black Border / Blanco + Borde Negro  
Metal + Acrylic / Metal + Acrílico


3,7 Kg / 53 x 53 x 8 cm  
Box / Caja (cm)



## Specifications / Especificaciones

**0066A**  
**0067A**  
**0087A**

Remote control included / Incluye mando a distancia  
Dimmable / Intensidad de la luz regulable  
3 Scene switch / Interruptor con 3 escenas de color  
Colour temperature adjustable / Temperatura de color regulable  
Memory / Memoria de encendido

Download the APP  for  
Smart Light Control



Watt Range / Rango Potencia  
**8 W - 90 W (LED)**

Lumens / Flujo Luminoso  
**6110 Lm**

Colour Temp. / Temp. de Color  
**3500 K to 6500 K**

CRI  $\geq$  80  
IP20





# Albiorix

Ceiling Lamp - Wall Lamp / Plafón - Aplique



20 7 06 028 CF **0068A**  
White / Blanco  
Metal + Acrylic / Metal + Acrílico

1,1 Kg / 25 x 25 x 9 cm  
Box / Caja (cm)


0,8 Kg  
Ø 220 mm  
I 60 mm



## Specifications / Especificaciones

**0068A**

Remote control included / Incluye mando a distancia  
Dimmable / Intensidad de la luz regulable  
3 Scene switch / Interruptor con 3 escenas de color  
Colour temperature adjustable / Temperatura de color regulable  
Memory / Memoria de encendido

Download the APP  for  
Smart Light Control



Watt Range / Rango Potencia  
**3 W - 38 W (LED)**

Lumens / Flujo Luminoso  
**2604 Lm**

Colour Temp. / Temp. de Color  
**3500 K ↔ 6500 K**

CRI **≥80**  
IP **20**



# Albiorix

Ceiling Lamp / Plafón



20 7 06 040 CF **0069A**  
White / Blanco  
Metal + Acrylic / Metal + Acrílico

1,8 Kg / 33 x 33 x 8,5 cm  
Box / Caja (cm)


1,3 Kg  
| 60 mm  
ø300 mm



## Specifications / Especificaciones

**0069A**

Remote control included / Incluye mando a distancia  
Dimmable / Intensidad de la luz regulable  
3 Scene switch / Interruptor con 3 escenas de color  
Colour temperature adjustable / Temperatura de color regulable  
Memory / Memoria de encendido

Download the APP  for  
Smart Light Control




Watt Range / Rango Potencia  
**5 W - 54 W (LED)**

Lumens / Flujo Luminoso  
**3880 Lm**

Colour Temp. / Temp. de Color  
**3500 K to 6500 K**

CRI **≥80**  
IP**20**





Albiorix 0087A







**Albiorix 0067A**



**Albiorix 0087A**



**Albiorix 0066A**



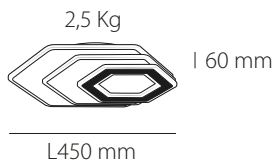
# Prometeo

Ceiling Lamp / Plafón



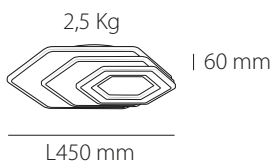
20 7 06 064 CF **0070A**  
White + Black / Blanco + Negro  
Metal + Acrylic / Metal + Acrílico

3,5 Kg / 54 x 49 x 7,5 cm  
Box / Caja (cm)



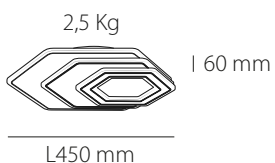
20 7 06 064 CF **0071A**  
White / Blanco  
Metal + Acrylic / Metal + Acrílico

3,5 Kg / 54 x 49 x 7,5 cm  
Box / Caja (cm)



20 7 06 065 CF **0088A**  
White + Black Border / Blanco + Negro Border  
Metal + Acrylic / Metal + Acrílico

3,5 Kg / 54 x 49 x 7,5 cm  
Box / Caja (cm)






Prometeo 0070A

**Specifications / Especificaciones**

**0070A**  
**0071A**  
**0088A**

Remote control included / Incluye mando a distancia  
Dimmable / Intensidad de la luz regulable  
3 Scene switch / Interruptor con 3 escenas de color  
Colour temperature adjustable / Temperatura de color regulable  
Memory / Memoria de encendido

Download the APP  for  
Smart Light Control



Watt Range / Rango Potencia  
**8 W - 90 W (LED)**

Lumens / Flujo Luminoso  
**6336 Lm**

Colour Temp. / Temp. de Color  
**3500 K to 6500 K**

CRI  $\geq$  80  
IP20



# Prometeo

Ceiling Lamp - Wall Lamp /  
Plafón - Aplique



20 7 06 028 CF **0072A**  
White / Blanco  
Metal + Acrylic / Metal + Acrílico  
1 Kg / 25 x 23 x 9 cm  
Box / Caja (cm)


0,8 Kg  
| 60 mm  
L220 mm



## Specifications / Especificaciones

**0072A**

Remote control included / Incluye mando a distancia  
Dimmable / Intensidad de la luz regulable  
3 Scene switch / Interruptor con 3 escenas de color  
Colour temperature adjustable / Temperatura de color regulable  
Memory / Memoria de encendido

Download the APP  for  
Smart Light Control



Watt Range / Rango Potencia  
**3 W - 38 W (LED)**

Lumens / Flujo Luminoso  
**2604 Lm**

Colour Temp. / Temp. de Color  
**3500 K ↔ 6500 K**

CRI **≥80**  
IP20



# Prometeo

Ceiling Lamp / Plafón

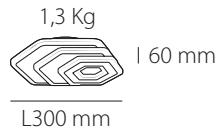
20 7 06 038 CF **0073A**

White / Blanco

Metal + Acrylic / Metal + Acrílico

1,7 Kg / 34 x 30 x 8,5 cm

Box / Caja (cm)



## Specifications / Especificaciones

**0073A**


Remote control included / Incluye mando a distancia

Dimmable / Intensidad de la luz regulable

3 Scene switch / Interruptor con 3 escenas de color

Colour temperature adjustable / Temperatura de color regulable

Memory / Memoria de encendido

Download the APP  for  
Smart Light Control



Watt Range / Rango Potencia  
**5 W - 54 W (LED)**

Lumens / Flujo Luminoso  
**3686 Lm**

Colour Temp. / Temp. de Color  
**3500 K ↔ 6500 K**

CRI **≥80**  
IP **20**







**Prometeo 0071A**



**Prometeo 0071A**



**Prometeo 0073A**



Prometeo 0088A



Prometeo 0088A



Prometeo 0070A

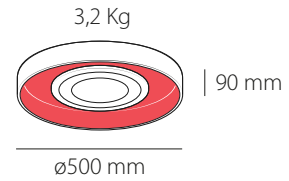
# Tarvos

Ceiling Lamp / Plafón

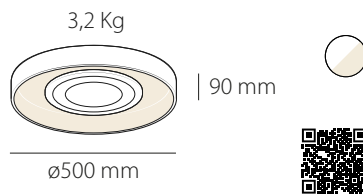


20 7 06 054 CF **0061A**  
Grey + Watermelon / Gris + Sandía  
Metal + Acrylic / Metal + Acrílico

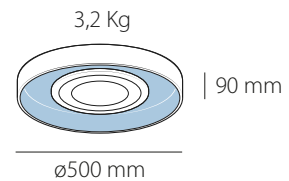
4,2 Kg / 55 x 54 x 10 cm  
Box / Caja (cm)



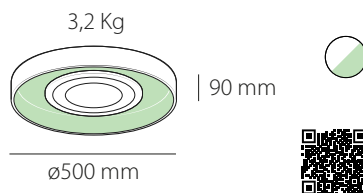
20 7 06 054 CF **0062A**  
Grey + Beige / Gris + Beige  
Metal + Acrylic / Metal + Acrílico  
4,2 Kg / 55 x 54 x 10 cm  
Box / Caja (cm)



20 7 06 054 CF **0063A**  
Grey + Blue / Gris + Azul  
Metal + Acrylic / Metal + Acrílico  
4,2 Kg / 55 x 54 x 10 cm  
Box / Caja (cm)




20 7 06 054 CF **0064A**  
Grey + Green / Gris + Verde  
Metal + Acrylic / Metal + Acrílico  
4,2 Kg / 55 x 54 x 10 cm  
Box / Caja (cm)



## Specifications / Especificaciones

**0061A / 0062A**  
**0063A / 0064A**

Remote control included / Incluye mando a distancia  
Dimmable / Intensidad de la luz regulable  
3 Scene switch / Interruptor con 3 escenas de color  
Adjustable colour temperature / Temperatura de color regulable  
Memory / Memoria de encendido

Download the APP  for  
Smart Light Control



Watt Range / Rango Potencia  
**5 W - 54 W (LED)**

Lumens / Flujo Luminoso  
**4050 Lm**

Colour Temp. / Temp. de Color  
**3500 K to 6200 K**


CRI  $\geq$  80  
IP20







**Tarvos 0061A**







Tarvos 0064A



Tarvos 0061A



**Tarvos 0062A**



**Tarvos 0063A**



# Sao


Ceiling Lamp / Plafón



## Specifications / Especificaciones

0065A

Remote control included / Incluye mando a distancia  
Dimmable / Intensidad de la luz regulable  
3 Scene switch / Interruptor con 3 escenas de color  
Colour temperature adjustable / Temperatura de color regulable  
Memory / Memoria de encendido

Download the APP  for  
Smart Light Control



Watt Range / Rango Potencia  
10 W - 130 W (LED)

Lumens / Flujo Luminoso  
9207 Lm

Colour Temp. / Temp. de Color  
3500 K  $\leftrightarrow$  6500 K

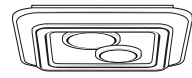
CRI  $\geq$  80  
IP20





20 7 06 093 CF **0065A**  
White + Black / Blanco + Negro  
Metal + Acrylic / Metal + Acrílico

3,2 Kg



175 mm

4,5 Kg / 53 x 53 x 10 cm  
Box / Caja (cm)

L490 mm





# Skadi

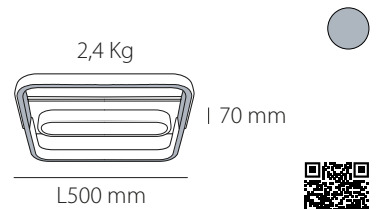
Ceiling Lamp / Plafón





20 7 06 067 CF **0074A**  
 White + Grey / Blanco + Gris  
 Metal + Acrylic / Metal + Acrílico


3,7 Kg / 55 x 55 x 10 cm  
 Box / Caja (cm)



**Specifications / Especificaciones**

**0074A**

Remote control included / Incluye mando a distancia  
 Dimmable / Intensidad de la luz regulable  
 3 Scene switch / Interruptor con 3 escenas de color  
 Colour temperature adjustable / Temperatura de color regulable  
 Memory / Memoria de encendido

Download the APP  for  
 Smart Light Control



Watt Range / Rango Potencia  
**9 W - 90 W (LED)**

Lumens / Flujo Luminoso  
**6633 Lm**

Colour Temp. / Temp. de Color  
**3000 K to 6000 K**

CRI  $\geq$  80  
 IP20



# Helena


Ceiling Lamp / Plafón



## Specifications / Especificaciones

0077A

Remote control included / Incluye mando a distancia  
Dimmable / Intensidad de la luz regulable  
3 Scene switch / Interruptor con 3 escenas de color  
Colour temperature adjustable / Temperatura de color regulable  
Memory / Memoria de encendido

Download the APP  for  
Smart Light Control



Watt Range / Rango Potencia  
8 W - 82 W (LED)

Lumens / Flujo Luminoso  
5238 Lm

Colour Temp. / Temp. de Color  
3000 K  $\leftrightarrow$  6000 K

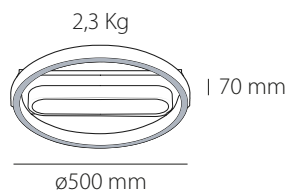
CRI  $\geq$  80  
IP20







20 7 06 054 CF **0077A**  
White + Grey / Blanco + Gris  
Metal + Acrylic / Metal + Acrílico  
3,6 Kg / 55 x 55 x 10 cm  
Box / Caja (cm)







**Skoll 0078A**

# Skoll

Ceiling Lamp / Plafón

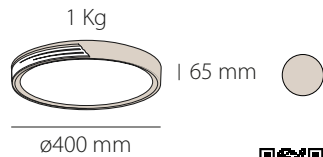


**Skoll 0079A**



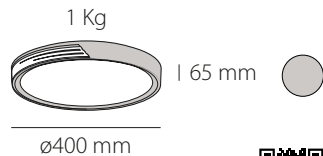
20 7 06 040 CF **0078A**  
 Champagne / Champagne  
 Metal + Acrylic / Metal + Acrílico

1,7 Kg / 43 x 43 x 9 cm  
 Box / Caja (cm)



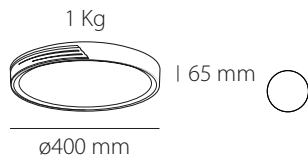
20 7 06 040 CF **0079A**  
 Grey / Gris  
 Metal + Acrylic / Metal + Acrílico

1,7 Kg / 43 x 43 x 9 cm  
 Box / Caja (cm)



20 7 06 040 CF **0102A**  
 White / Blanco  
 Metal + Acrylic / Metal + Acrílico

1,7 Kg / 43 x 43 x 9 cm  
 Box / Caja (cm)



**Skoll 0102A**

**Specifications / Especificaciones**

**0078A**  
**0079A**  
**0102A**

Remote control included / Incluye mando a distancia  
 Dimmable / Intensidad de la luz regulable  
 3 Scene switch / Interruptor con 3 escenas de color  
 Colour temperature adjustable / Temperatura de color regulable  
 Memory / Memoria de encendido



Watt Range / Rango Potencia  
**5 W - 54 W (LED)**

Lumens / Flujo Luminoso  
**4000 Lm**

Colour Temp. / Temp. de Color  
**4000 K to 6500 K**

CRI  $\geq$  80  
 IP20

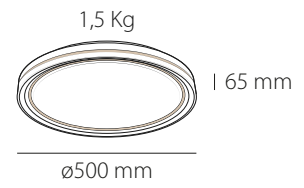
# Dafne

Ceiling Lamp / Plafón



20 7 06 072 CF **0080A**  
White + Copper / Blanco + Cobre  
Metal + Acrylic / Metal + Acrílico

2,2 Kg / 55 x 53 x 10 cm  
Box / Caja (cm)

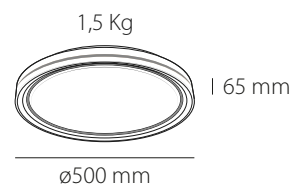




20 7 06 072 CF **0132A**

White + Chrome Graphite / Blanco + Cromo Grafito  
Metal + Acrylic / Metal + Acrílico

2,2 Kg / 55 x 53 x 10 cm  
Box / Caja (cm)



**Specifications / Especificaciones**

**0080A**  
**0132A**

Remote control included / Incluye mando a distancia  
Dimmable / Intensidad de la luz regulable  
3 Scene switch / Interruptor con 3 escenas de color  
Colour temperature adjustable / Temperatura de color regulable  
Memory / Memoria de encendido



Watt Range / Rango Potencia  
**4 W - 72 W (LED)**

Lumens / Flujo Luminoso  
**8640 Lm**

Colour Temp. / Temp. de Color  
**4000 K to 6500 K**

CRI  $\geq$  80  
IP20





# Jano

Ceiling Lamp / Plafón

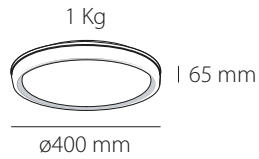
20 7 06 054 CF **0081A**

Grey / Gris

Metal + Acrylic / Metal + Acrílico

1,5 Kg / 48 x 45 x 9 cm

Box / Caja (cm)



## Specifications / Especificaciones

**0081A**

Remote control included / Incluye mando a distancia

Dimmable / Intensidad de la luz regulable

3 Scene switch / Interruptor con 3 escenas de color

Colour temperature adjustable / Temperatura de color regulable

Memory / Memoria de encendido



Watt Range / Rango Potencia  
**5 W - 54 W (LED)**

Lumens / Flujo Luminoso  
**6480 Lm**

Colour Temp. / Temp. de Color  
**4000 K ↔ 6500 K**

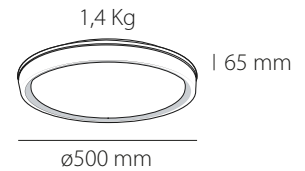
CRI ≥ 80  
IP20



20 7 06 072 CF **0082A**

Grey / Gris  
Metal + Acrylic / Metal + Acrílico

2,1 Kg / 55 x 53 x 10 cm  
Box / Caja (cm)



**Specifications** / Especificaciones

**0082A**

Remote control included / Incluye mando a distancia  
Dimmable / Intensidad de la luz regulable  
3 Scene switch / Interruptor con 3 escenas de color  
Colour temperature adjustable / Temperatura de color regulable  
Memory / Memoria de encendido



Watt Range / Rango Potencia  
**4 W - 72 W (LED)**

Lumens / Flujo Luminoso  
**8640 Lm**

Colour Temp. / Temp. de Color  
**4000 K ↔ 6500 K**

CRI ≥ **80**  
IP **20**

# Heron

Ceiling Lamp / Plafón



20 7 06 120 CF **0089A**

White / Blanco

Metal + Acrylic / Metal + Acrílico

2,7 Kg / 55 x 54 x 11 cm

Box / Caja (cm)

1,8 Kg



| 75 mm

ø500 mm





# Praslin

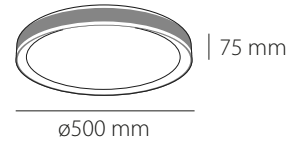
Ceiling Lamp / Plafón



20 7 06 120 CF **0090A**  
Grey / Gris  
Metal + Acrylic / Metal + Acrílico

2,7 Kg / 55 x 54 x 11 cm  
Box / Caja (cm)

1,8 Kg

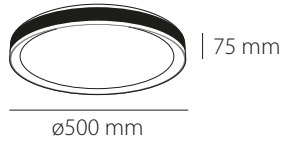


20 7 06 120 CF **0091A**

Black / Negro  
Metal + Acrylic / Metal + Acrílico

2,6 Kg / 55 x 54 x 11 cm  
Box / Caja (cm)

1,7 Kg



**Specifications** / Especificaciones

**0089A**  
**0090A**  
**0091A**

Remote control included / Incluye mando a distancia  
Dimmable / Intensidad de la luz regulable  
3 Scene switch / Interruptor con 3 escenas de color  
Colour temperature adjustable / Temperatura de color regulable  
Memory / Memoria de encendido



Watt Range / Rango Potencia  
**15 W - 120 W (LED)**

Lumens / Flujo Luminoso  
**11880 Lm**

Colour Temp. / Temp. de Color  
**3500 K to 6500 K**

CRI  $\geq$  80  
IP20



# Deia

Ceiling Lamp / Plafón



20 7 06 120 CF **0092A**

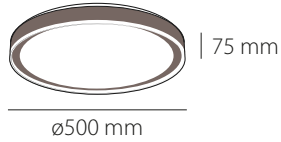
Coffee / Cofé

Metal + Acrylic / Metal + Acrílico

2,4 Kg / 55 x 54 x 11 cm

Box / Caja (cm)

1,5 Kg





**Specifications / Especificaciones**

**0092A**

Remote control included / Incluye mando a distancia  
Dimmable / Intensidad de la luz regulable  
3 Scene switch / Interruptor con 3 escenas de color  
Colour temperature adjustable / Temperatura de color regulable  
Memory / Memoria de encendido



Watt Range / Rango Potencia  
**15 W - 120 W (LED)**

Lumens / Flujo Luminoso  
**11880 Lm**

Colour Temp. / Temp. de Color  
**3500 K to 6500 K**

CRI  $\geq$  80  
IP20

# Lofoten

Ceiling Lamp / Plafón

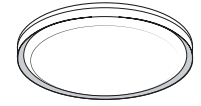
20 7 06 120 CF **0093A**

Grey / Gris

Metal + Acrylic / Metal + PVC



1,1 Kg



| 75 mm

2 Kg / 55 x 54 x 11 cm  
Box / Caja (cm)

ø500 mm





**Specifications / Especificaciones**

**0093A**

Remote control included / Incluye mando a distancia  
Dimmable / Intensidad de la luz regulable  
3 Scene switch / Interruptor con 3 escenas de color  
Colour temperature adjustable / Temperatura de color regulable  
Memory / Memoria de encendido



Watt Range / Rango Potencia  
**15 W - 120 W (LED)**

Lumens / Flujo Luminoso  
**11880 Lm**

Colour Temp. / Temp. de Color  
**3500 K to 6500 K**

CRI  $\geq$  80  
IP20



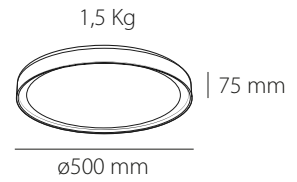
# Ariel

Ceiling Lamp / Plafón





20 7 06 120 CF **0101A**  
White / Blanco  
Metal + Acrylic / Metal + Acrílico



2,4 Kg / 54 x 54 x 12,5 cm  
Box / Caja (cm)



**Specifications / Especificaciones**

**0101A**

Remote control included / Incluye mando a distancia  
Dimmable / Intensidad de la luz regulable  
3 Scene switch / Interruptor con 3 escenas de color  
Colour temperature adjustable / Temperatura de color regulable  
Memory / Memoria de encendido



Watt Range / Rango Potencia  
**15 W - 95 W (LED)**

Lumens / Flujo Luminoso  
**6500 Lm**

Colour Temp. / Temp. de Color  
**3000 K ↔ 6500 K**

CRI **≥80**  
IP **20**

# Juliet

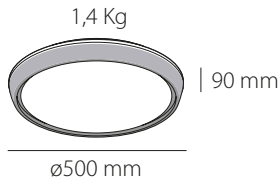
Ceiling Lamp / Plafón

20 7 06 096 CF **0103A**

Grey / Gris

Metal + Acrylic / Metal + Acrílico

2,4 Kg / 55 x 55 x 11 cm  
Box / Caja (cm)



## Specifications / Especificaciones

**0103A**  
**0104A**

Remote control included / Incluye mando a distancia

Dimmable / Intensidad de la luz regulable

3 Scene switch / Interruptor con 3 escenas de color

Colour temperature adjustable / Temperatura de color regulable

Memory / Memoria de encendido



Watt Range / Rango Potencia  
**9 W - 96 W (LED)**

Lumens / Flujo Luminoso  
**8550 Lm**

Colour Temp. / Temp. de Color  
**3000 K to 6500 K**

CRI  $\geq$  80  
IP20

# Juliet

Ceiling Lamp / Plafón



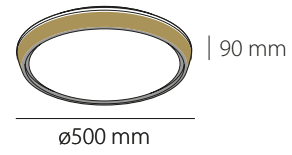
20 7 06 096 CF **0104A**

Gold / Oro

Metal + Acrylic / Metal + Acrílico



1,4 Kg



2,4 Kg / 55 x 55 x 11 cm  
Box / Caja (cm)





# Ophelia

Ceiling Lamp / Plafón



## Specifications / Especificaciones

0105A  
0106A  
0107A

Remote control included / Incluye mando a distancia  
Dimmable / Intensidad de la luz regulable  
3 Scene switch / Interruptor con 3 escenas de color  
Colour temperature adjustable / Temperatura de color regulable  
Memory / Memoria de encendido



Watt Range / Rango Potencia  
9 W - 96 W (LED)

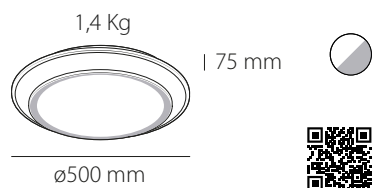
Lumens / Flujo Luminoso  
8550 Lm

Colour Temp. / Temp. de Color  
3000 K ↔ 6500 K

CRI ≥ 80  
IP20

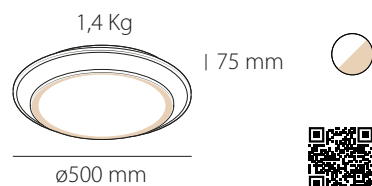
20 7 06 096 CF **0105A**  
White + Grey / Blanco + Gris  
Metal + Acrylic / Metal + Acrílico

2,3 Kg / 55 x 55 x 11 cm  
Box / Caja (cm)



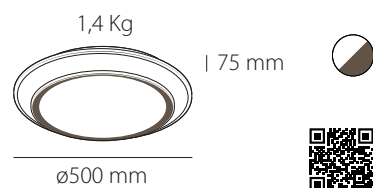
20 7 06 096 CF **0106A**  
White + Gold / Blanco + Oro  
Metal + Acrylic / Metal + Acrílico

2,3 Kg / 55 x 55 x 11 cm  
Box / Caja (cm)



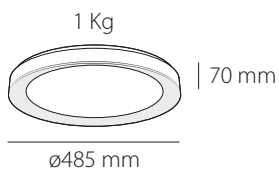
20 7 06 096 CF **0107A**  
White + Coffee / Blanco + Café  
Metal + Acrylic / Metal + Acrílico

2,3 Kg / 55 x 55 x 11 cm  
Box / Caja (cm)



# Miranda

Ceiling Lamp / Plafón



20 7 06 072 CF **970**  
White + Silver / Blanco + Plata  
Metal + Acrylic / Metal + Acrílico

1,7 Kg / 52 x 52 x 9 cm  
Box / Caja (cm)



## Specifications / Especificaciones

**970**

Remote control included / Incluye mando a distancia  
Dimmable / Intensidad de la luz regulable  
3 Scene switch / Interruptor con 3 escenas de color  
Colour temperature adjustable / Temperatura de color regulable  
Memory / Memoria de encendido



Watt Range / Rango Potencia  
**4 W - 72 W (LED)**

Lumens / Flujo Luminoso  
**8640 Lm**

Colour Temp. / Temp. de Color  
**4200 K to 6200 K**

CRI **≥80**  
IP20

# Mab

Ceiling Lamp / Plafón



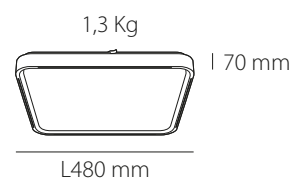
20 7 06 072 CF **973**

White / Blanco

Metal + Acrylic / Metal + Acrílico

2 Kg / 54 x 54 x 12,5 cm

Box / Caja (cm)



## Specifications / Especificaciones

**973**

Remote control included / Incluye mando a distancia

Dimmable / Intensidad de la luz regulable

3 Scene switch / Interruptor con 3 escenas de color

Colour temperature adjustable / Temperatura de color regulable

Memory / Memoria de encendido



Watt Range / Rango Potencia  
**4 W - 72 W (LED)**

Lumens / Flujo Luminoso  
**8640 Lm**


Colour Temp. / Temp. de Color  
**4200 K to 6200 K**

CRI  $\geq$  80  
IP20



# Step

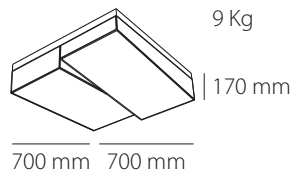
Ceiling Lamp / Plafón



20 7 06 140 CF **729**

White / Blanco  
Metal + Fabric / Metal + Tela

12 Kg / 78 x 78 x 24 cm  
Box / Caja (cm)



9 Kg



**Specifications** / Especificaciones

**729**

Remote control included / Incluye mando a distancia  
Dimmable / Intensidad de la luz regulable  
3 Scene switch / Interruptor con 3 escenas de color  
Colour temperature adjustable / Temperatura de color regulable



Watt Range / Rango Potencia  
**12 W - 145 W (LED)**

Lumens / Flujo Luminoso  
**16800 Lm**

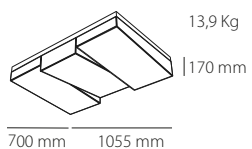
Colour Temp. / Temp. de Color  
**3000K ↔ 6500 K**

CRI **≥80**  
IP **20**

20 7 06 210 CF **730**

White / Blanco  
Metal + Fabric / Metal + Tela

17,2 Kg / 113 x 78 x 24 cm  
Box / Caja (cm)



**Specifications** / Especificaciones

**730**

Remote control included / Incluye mando a distancia  
Dimmable / Intensidad de la luz regulable  
3 Scene switch / Interruptor con 3 escenas de color  
Colour temperature adjustable / Temperatura de color regulable



Watt Range / Rango Potencia  
**16 W - 215 W (LED)**

Lumens / Flujo Luminoso  
**25200 Lm**

Colour Temp. / Temp. de Color  
**3000 K ↔ 6500 K**

CRI **≥80**  
IP **20**



# Iceberg

Ceiling Lamp / Plafón



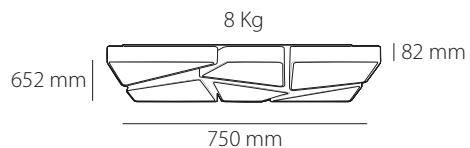
20 7 06 096 CF **732**

White / Blanco

Metal + Acrylic / Metal + Acrílico

10,3 Kg / 103 x 73 x 17 cm

Box / Caja (cm)



## Specifications / Especificaciones

**732**


Remote control included / Incluye mando a distancia

Dimmable / Intensidad de la luz regulable

3 Scene switch / Interruptor con 3 escenas de color

Colour temperature adjustable / Temperatura de color regulable

Memory / Memoria de encendido

Download the APP  for  
Smart Light Control



Watt Range / Rango Potencia  
**12 W - 145 W (LED)**

Lumens / Flujo Luminoso  
**14400 Lm**

Colour Temp. / Temp. de Color  
**3000 K to 6000 K**

CRI  $\geq$  80  
IP20



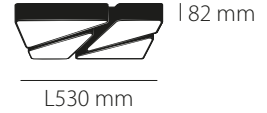


20 7 06 048 CF **735**

Black / Negro  
Metal + Acrylic / Metal + Acrílico

5,6 Kg / 61 x 61 x 16 cm  
Box / Caja (cm)

4,2 Kg

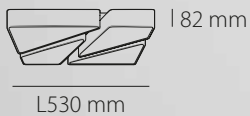


20 7 06 048 CF **734**

White / Blanco  
Metal + Acrylic / Metal + Acrílico

5,6 Kg / 61 x 61 x 16 cm  
Box / Caja (cm)

4,2 Kg



**Specifications / Especificaciones**

**734 / 735**


Remote control included / Incluye mando a distancia

Dimmable / Intensidad de la luz regulable

3 Scene switch / Interruptor con 3 escenas de color

Colour temperature adjustable / Temperatura de color regulable

Memory / Memoria de encendido

Download the APP  for  
Smart Light Control



Watt Range / Rango Potencia  
**6 W - 75 W (LED)**

Lumens / Flujo Luminoso  
**7200 Lm**

Colour Temp. / Temp. de Color  
**3000 K to 6000 K**

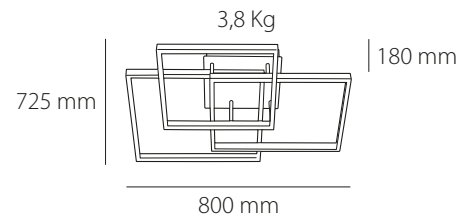
CRI ≥ 80  
IP20





# Frame

Ceiling Lamp / Plafón



20 7 06 100 30 **752**

White / Blanco

Metal + Aluminium + Acrylic / Metal + Aluminio + Acrílico

6,1 Kg / 86 x 78 x 26,5 cm

Box / Caja (cm)



## Specifications / Especificaciones

**752**

Watt / Potencia  
**100 W (LED)**

Lumens / Flujo Luminoso  
**8606 Lm**

Colour Temp. / Temp. de Color  
**3000 K**

CRI  $\geq$  80  
IP20



# Astro 4 EV

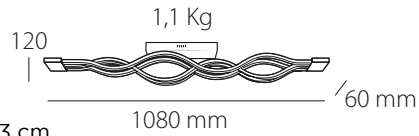
Ceiling Lamp / Plafón



20 7 06 044 40 **0130A**

White / Blanco

Aluminum + Silica Gel / Aluminio + Silicagel



1,9 Kg / 115 x 22 x 13 cm  
Box / Caja (cm)



## Specifications / Especificaciones

**0130A**


Watt / Potencia  
**44 W (LED)**

Lumens / Flujo Luminoso  
**3520 Lm**

Colour Temp. / Temp. de Color  
**4000 K**

CRI  $\geq$  80  
IP20





Scale 1 098





pg. 88 - 107 Pendant Lamps • Colgantes

**E27**

pg. 88	<b>Silk</b>	0023A
	<b>Silk</b>	0024A
pg. 90	<b>Hat 3</b>	620
	<b>Hat 4</b>	621
	<b>Hat 5</b>	622
pg. 92	<b>Umbrella</b>	982
	<b>Umbrella</b>	986
	<b>Umbrella</b>	986
pg. 94	<b>Scales 1</b>	098

**LED**

pg. 95	<b>Hoop 3</b>	0027A
pg. 96	<b>Helena</b>	0075A
pg. 98	<b>Skadi</b>	0076A
pg. 100	<b>Knot M</b>	0127A
pg. 102	<b>Knot L</b>	0131A
pg. 104	<b>Astro 5</b>	525
pg. 106	<b>Drops 1D</b>	960
	<b>Drops 1D</b>	961
pg. 107	<b>Drops 5D</b>	962



# Silk

Pendant Lamp / Colgante



silk 0024A

## Specifications / Especificaciones

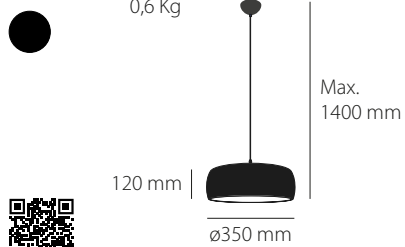
0023A / 0024A

Bulbholder / Portalámparas  
3 x E27 (Bulb not included / Bombilla no incluida)

Max. Watt / Potencia Máx.  
40 W

IP20



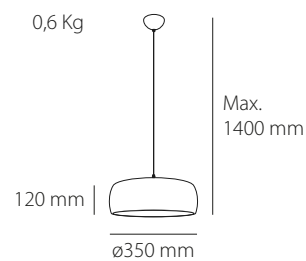


20 3 06 000 00 **0024A**  
Black / Negro  
Metal / Metal

1,3 Kg / 37 x 37 x 20 cm  
Box / Caja (cm)

20 3 06 000 00 **0023A**  
White / Blanco  
Metal / Metal

1,3 Kg / 37 x 37 x 20 cm  
Box / Caja (cm)



**Silk 0023A**



# Hat

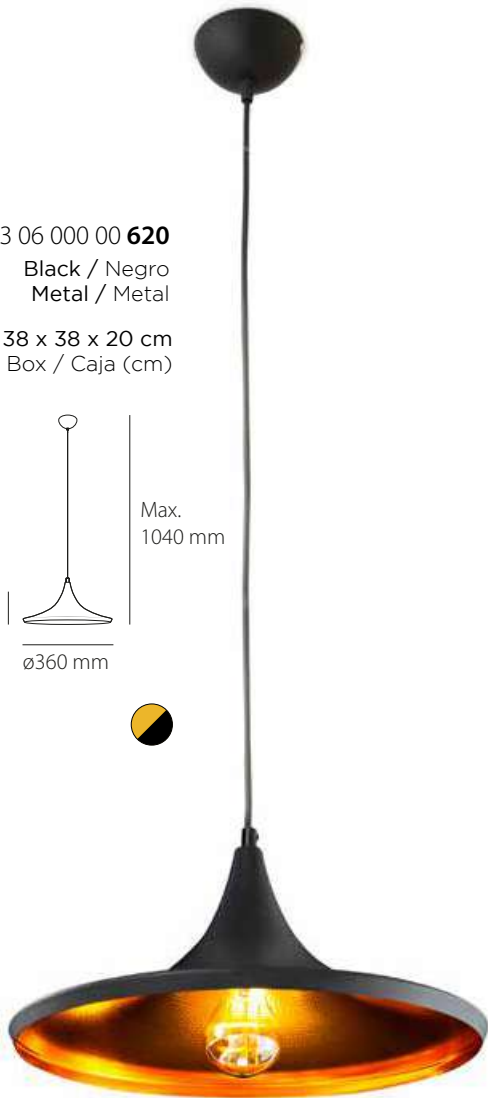
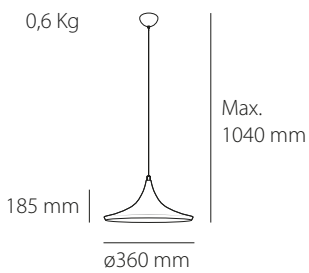
Pendant Lamp / Colgante

20 3 06 000 00 **620**

Black / Negro  
Metal / Metal

1,2 Kg / 38 x 38 x 20 cm  
Box / Caja (cm)

0,6 Kg



## Specifications / Especificaciones

**620 / 621 / 622**

Bulbholder / Portalámparas

1 x E27 (Bulb not included / Bombilla no incluida)

Max. Watt / Potencia Máx.  
**60W**

IP20

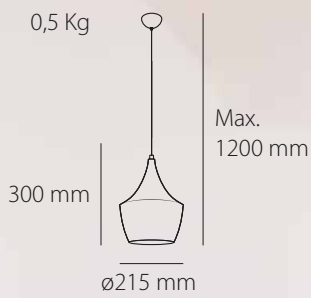




20 3 06 000 00 **621**

Black / Negro  
Metal / Metal

1 Kg / 27 x 26 x 33 cm  
Box / Caja (cm)



# Hat

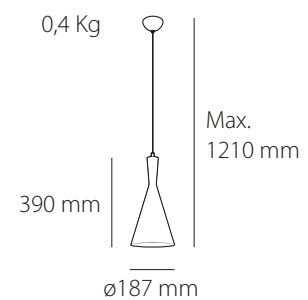
Pendant Lamp / Colgante



20 3 06 000 00 **622**

Black / Negro  
Metal / Metal

0,8 Kg / 22 x 20 x 40 cm  
Box / Caja (cm)





# Umbrella

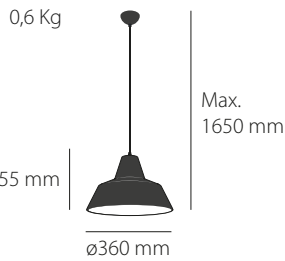
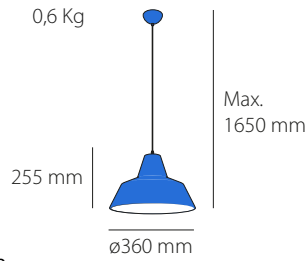
Pendant Lamp / Colgante



20 3 06 000 00 **982**

Blue / Azul  
Metal / Metal

1,2 Kg / 38 x 38 x 30 cm  
Box / Caja (cm)



20 3 06 000 00 **985**

Black / Negro  
Metal / Metal  
1,2 Kg / 38 x 38 x 30 cm  
Box / Caja (cm)



20 3 06 000 00 **986**

Grey / Gris  
Metal / Metal

1,2 Kg / 38 x 38 x 30 cm  
Box / Caja (cm)



## Specifications / Especificaciones

**982 / 985 / 986**

Bulbholder / Portalámparas

1 x E27 (Bulb not included / Bombilla no incluida)

Max. Watt / Potencia Máx.

**60 W**

IP20









# Scale 1

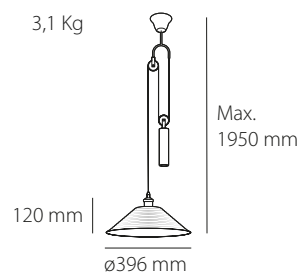
Pendant Lamp / Colgante



20 3 06 000 00 **098**

Black + Copper / Negro + Cobre  
Metal / Metal

4,5 Kg / 47 x 47 x 32 cm  
Box / Caja (cm)



## Specifications / Especificaciones

**098**

Bulbholder / Portalámparas  
1 x E27 (Bulb not included / Bombilla no incluida)

Max. Watt / Potencia Máx.  
**60 W**

IP20



# Hoop 3

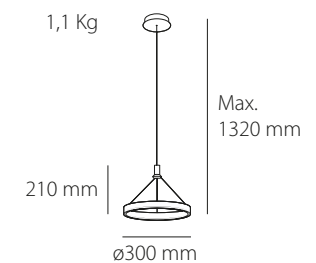
Pendant Lamp / Colgante



20 3 06 018 30 **0027A**

Black / Negro  
Aluminium + Acrylic /  
Aluminio + Acrílico

1,7 Kg / 38 x 38 x 12 cm  
Box / Caja (cm)



## Specifications / Especificaciones

**0027A**

Watt / Potencia  
**18 W (LED)**

Lumens / Flujo Luminoso  
**2160 Lm**

Colour Temp. / Temp. de Color  
**3300 K**

CRI ≥ 80  
IP20





# Helena

Pendant Lamp / Colgante

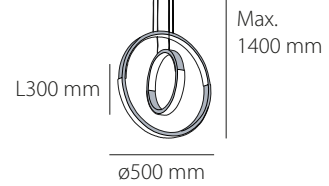





20 7 06 056 CF **0075A**

White + Grey / Blanco + Gris  
Metal + Acrylic / Metal + Acrílico

2 Kg




3,1 Kg / 56 x 56 x 10 cm  
Box / Caja (cm)



**Specifications / Especificaciones**

**0075A**

Remote control included / Incluye mando a distancia  
Dimmable / Intensidad de la luz regulable  
3 Scene switch / Interruptor con 3 escenas de color  
Colour temperature adjustable / Temperatura de color regulable  
Memory / Memoria de encendido

Download the APP  for  
Smart Light Control



Watt Range / Rango Potencia  
**7 W - 80 W (LED)**

Lumens / Flujo Luminoso  
**5432 Lm**

Colour Temp. / Temp. de Color  
**3000 K to 6000 K**

CRI  $\geq$  80  
IP20





# Skadi

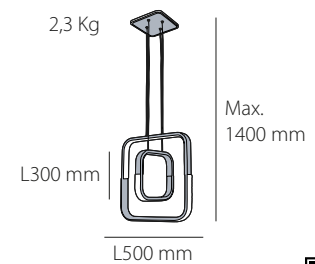
Pendant Lamp / Colgante



20 7 06 067 CF **0076A**

White + Grey / Blanco + Gris  
Metal + Acrylic / Metal + Acrílico


3,4 Kg / 56 x 56 x 10 cm  
Box / Caja (cm)



## Specifications / Especificaciones

**0076A**

Remote control included / Incluye mando a distancia  
Dimmable / Intensidad de la luz regulable  
3 Scene switch / Interruptor con 3 escenas de color  
Colour temperature adjustable / Temperatura de color regulable  
Memory / Memoria de encendido

Download the APP  for  
Smart Light Control



Watt Range / Rango Potencia  
**8 W - 88 W (LED)**

Lumens / Flujo Luminoso  
**6633 Lm**

Colour Temp. / Temp. de Color  
**3000 K ↔ 6000 K**

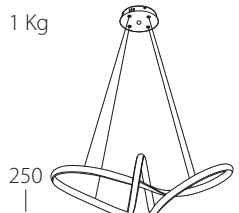
CRI **≥80**  
IP **20**











Max.  
1050 mm

# Knot M

Pendant Lamp / Colgante



650 mm

20 3 06 042 33 **0127A**

White / Blanco

Aluminum + Silica Gel / Aluminio + Silicagel

1,8 Kg / 65 x 27 x 21,5 cm

Box / Caja (cm)



## Specifications / Especificaciones

**0127A**



Watt / Potencia  
**42 W (LED)**

Lumens / Flujo Luminoso  
**3360 Lm**

Colour Temp. / Temp. de Color  
**3300 K**

CRI  $\geq$  80  
IP20



# Knot L

Pendant Lamp / Colgante

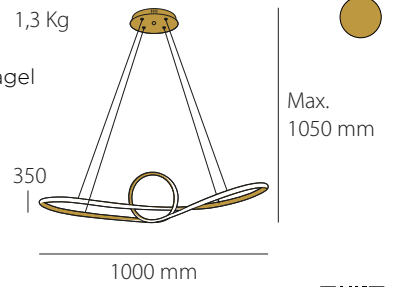


20 3 06 065 33 **0131A**

Gold / Oro

Aluminum + Silica Gel / Aluminio + Silicagel

1,3 Kg



Max.  
1050 mm

1000 mm

2,8 Kg / 102 x 26 x 37 cm  
Box / Caja (cm)



## Specifications / Especificaciones

**0131A**



Watt / Potencia  
**65 W (LED)**

Lumens / Flujo Luminoso  
**5200 Lm**

Colour Temp. / Temp. de Color  
**3300 K**

CRI  $\geq$  80  
IP20







# Astro 5

Pendant Lamp / Colgante



## Specifications / Especificaciones

525

Watt / Potencia  
**84 W (LED)**

Lumens / Flujo Luminoso  
**13104 Lm**

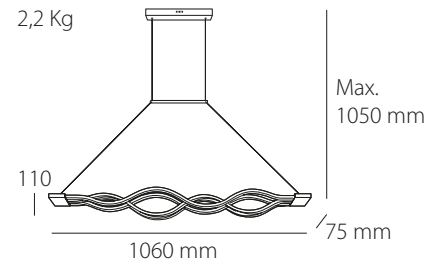
Colour Temp. / Temp. de Color  
**4000 K**

CRI≥80  
IP20





2,2 Kg




20 3 06 084 40 **525**

White / Blanco

Metal + Acrylic / Metal + Acrílico

3 Kg / 116 x 27 x 14 cm

Box / Caja (cm)



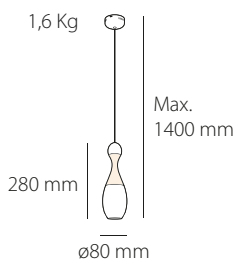
# Drops 1D

Pendant Lamp / Colgante



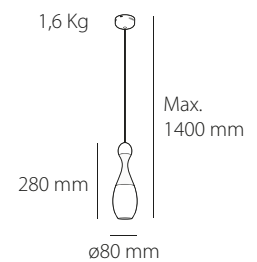
20 3 06 005 33 **960**  
Gold / Oro  
Metal + Glass / Metal + Cristal

2 Kg / 32 x 27 x 16 cm  
Box / Caja (cm)



20 3 06 005 33 **961**  
Chrome + Gold / Cromo + Oro  
Metal + Glass / Metal + Cristal

2 Kg / 32 x 27 x 16 cm  
Box / Caja (cm)



## Specifications / Especificaciones

**960 / 961**

Watt / Potencia  
**5 W (LED)**

Lumens / Flujo Luminoso  
**550 Lm**

Colour Temp. / Temp. de Color  
**3300 K**

CRI  $\geq$  80  
IP20



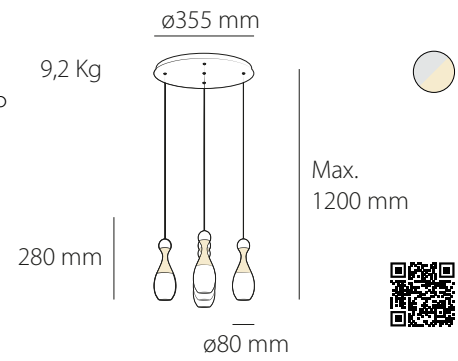
# Drops 5D

Pendant Lamp / Colgante

20 3 06 030 CF **962**

Chrome + Gold / Cromo + Oro  
Metal + Glass / Metal + Cristal

10,4 Kg / 51 x 51 x 20,5 cm  
Box / Caja (cm)



**Specifications** / Especificaciones

**962**

Watt / Potencia  
**30 W (LED)**

Lumens / Flujo Luminoso  
**3600 Lm**

Colour Temp. / Temp. de Color  
**3000 K + 4000 K**

CRI ≥ 80  
IP20





**New Frame 0100A**





pg. 110 - 137 Wall Lamps • Apliques

**LED**

pg. 110	<b>Retro</b>	0033A
	<b>Retro</b>	539
	<b>Retro</b>	538
pg. 114	<b>Anthe</b>	0083A
	<b>Anthe</b>	0084A
	<b>Anthe</b>	0085A
	<b>Anthe</b>	0086A
pg. 116	<b>Boira</b>	0094A
	<b>Boira</b>	0095A
pg. 118	<b>Helix II</b>	0128A
	<b>Helix II</b>	0129A
pg. 120	<b>Hoop 4</b>	0026A
	<b>Hoop 4</b>	0028A
pg. 122	<b>New Frame</b>	0097A
	<b>New Frame</b>	0098A
	<b>New Frame</b>	0099A
	<b>New Frame</b>	0100A
pg. 128	<b>Drops 1A</b>	0060A
	<b>Drops 1A</b>	117
pg. 130	<b>Drops 1B</b>	119
	<b>Drops 1B</b>	359
pg. 126	<b>Eclipse</b>	736
	<b>Eclipse</b>	737
pg. 134	<b>Sign R</b>	786
	<b>Sign R</b>	0047A
	<b>Sign R</b>	0048A
pg. 136	<b>Sign S</b>	788
pg. 137	<b>Athens</b>	790
pg. 132	<b>Step 2</b>	372

# Retro

Wall Lamp / Aplique



**Specifications / Especificaciones**


**0033A / 539**

Dimmable / Intensidad de la luz regulable

3 Scene switch / Interruptor con 3 escenas de color

Colour temperature adjustable / Temperatura de color regulable

Memory / Memoria de encendido

Download the APP  for  
Smart Light Control



Watt Range / Rango Potencia  
**4 W - 40 W (LED)**

Lumens / Flujo Luminoso  
**2010 Lm**

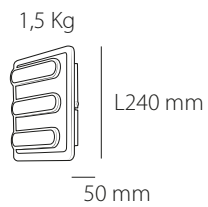
Colour Temp. / Temp. de Color  
**3500 K  $\leftrightarrow$  6500 K**

CRI  $\geq$  80  
IP20


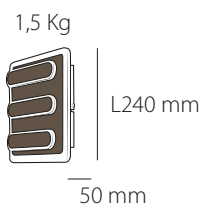




20 5 06 035 CF **0033A**  
White / Blanco  
Metal + Acrylic / Metal + Acrílico  
1,8 Kg / 31 x 28 x 8 cm  
Box / Caja (cm)



20 5 06 035 CF **539**  
Coffee / Café  
Metal + Acrylic / Metal + Acrílico  
1,8 Kg / 31 x 28 x 8 cm  
Box / Caja (cm)





# Retro

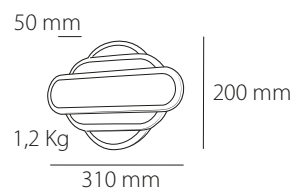
Wall Lamp / Aplique



20 5 06 030 CF **538**

White / Blanco  
Metal + Acrylic / Metal + Acrílico


1,9 Kg / 33 x 25 x 7,5 cm .  
Box / Caja (cm)



## Specifications / Especificaciones

**538**

Dimmable / Intensidad de la luz regulable  
3 Scene switch / Interruptor con 3 escenas de color  
Colour temperature adjustable / Temperatura de color regulable  
Memory / Memoria de encendido

Download the APP  for  
Smart Light Control




Watt Range / Rango Potencia  
**4 W - 38 W (LED)**

Lumens / Flujo Luminoso  
**2010 Lm**

Colour Temp. / Temp. de Color  
**3500 K  $\leftrightarrow$  6500 K**

CRI  $\geq$  80  
IP20





# Anthe

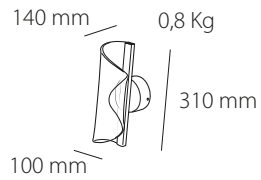
Wall Lamp / Aplique



20 5 06 010 40 **0083A**

Matt White / Blanco  
Aluminium + Acrylic / Aluminio + Acrílico

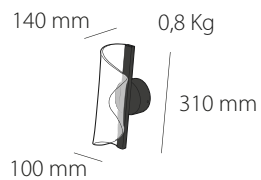
1,3 Kg / 38 x 18 x 22 cm  
Box / Caja (cm)



20 5 06 010 40 **0084A**

Matt Black / Negro  
Aluminium + Acrylic / Aluminio + Acrílico

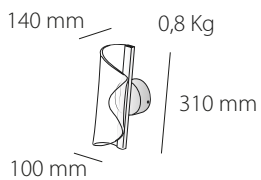
1,3 Kg / 38 x 18 x 22 cm  
Box / Caja (cm)



20 5 06 010 40 **0085A**

Chrome / Cromo  
Aluminium + Acrylic / Aluminio + Acrílico


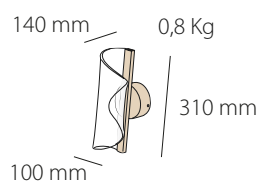
1,3 Kg / 38 x 18 x 22 cm  
Box / Caja (cm)



20 5 06 010 40 **0086A**

Gold / Oro  
Aluminium + Acrylic / Aluminio + Acrílico

1,3 Kg / 38 x 18 x 22 cm  
Box / Caja (cm)



Anthe 0084A



Anthe 0083A

Specifications / Especificaciones



0083A / 0084A  
0085A / 0086A

Watt / Potencia  
8 W (LED)

/ Lumens / Flujo Luminoso  
800 Lm

/ Colour Temp. / Temp. de Color  
4000 K

/ CRI≥80  
IP20



Anthe 0083A



Anthe 0086A



Anthe 0085A



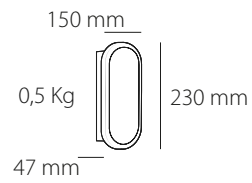
# Boira

Wall Lamp / Aplique

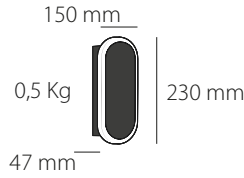




20 5 06 016 CF **0094A**  
 White / Blanco  
 Metal + Acrylic / Metal + Acrílico  
 0,7 Kg / 12 x 6 x 25 cm  
 Box / Caja (cm)



20 5 06 016 CF **0095A**  
 Black / Black  
 Metal + Acrylic / Metal + Acrílico  
 0,7 Kg / 12 x 6 x 25 cm  
 Box / Caja (cm)



**Specifications / Especificaciones**

**0094A / 0095A**

Dimmable / Intensidad de la luz regulable  
 3 Scene switch / Interruptor con 3 escenas de color  
 Colour temperature adjustable / Temperatura de color regulable  
 Memory / Memoria de encendido

Download the APP for Smart Light Control



Watt Range / Rango Potencia  
**2 W - 16 W (LED)**

Lumens / Flujo Luminoso  
**1472 Lm**

Colour Temp. / Temp. de Color  
**3500 K to 6500 K**

CRI  $\geq$  80  
 IP20



# Helix II

Wall Lamp / Aplique

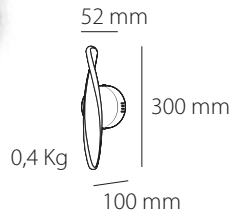


20 5 06 012 33 **0128A**

White / Blanco

Aluminum + Silica Gel / Aluminio + Silicagel

0,5 Kg / 32 x 12 x 11 cm  
Box / Caja (cm)

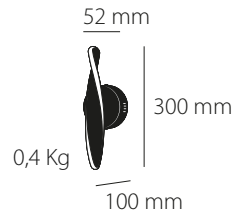
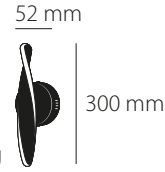


20 5 06 012 33 **0129A**

Black / Negro

Aluminum + Silica Gel / Aluminio + Silicagel

0,5 Kg / 32 x 12 x 11 cm  
Box / Caja (cm)



## Specifications / Especificaciones

**0128A / 0129A**


Watt / Potencia  
**12 W (LED)**

Lumens / Flujo Luminoso  
**960 Lm**

Colour Temp. / Temp. de Color  
**3300 K**

CRI  $\geq$ 80  
IP20





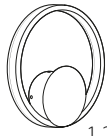


# Hoop 4

Wall Lamp / Aplique



ø310 mm



1,2 Kg

60 mm



20 5 06 018 30 **0026A**  
White / Blanco  
Metal + Acrylic / Metal + Acrílico

1,9 Kg / 37 x 37 x 17 cm  
Box / Caja (cm)

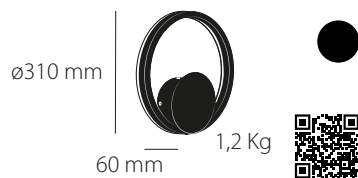




20 5 06 018 30 **0028A**

Black / Negro  
Metal + Acrylic / Metal + Acrílico

1,9 Kg / 37 x 37 x 17 cm  
Box / Caja (cm)



**Specifications** / Especificaciones

**0026A / 0028A**

Watt / Potencia  
**18 W (LED)**

Lumens / Flujo Luminoso  
**2160 Lm**

Colour Temp. / Temp. de Color  
**4000 K**

CRI **≥80**  
IP20



# New Frame

Wall Lamp / Aplique



Specifications / Especificaciones

0097A / 0098A

Watt / Potencia  
17 W (LED)

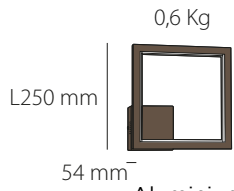

Lumens / Flujo Luminoso  
1360 Lm

Colour Temp. / Temp. de Color  
3000 K - 4000 K - 6500 K

CRI ≥ 80  
IP20

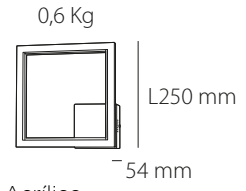






20 5 06 017 CF **0097A**  
Coffee / Café  
Aluminium + Acrylic / Aluminio + Acrílico

1,1 Kg / 33 x 33 x 13,5 cm  
Box / Caja (cm)



20 5 06 017 CF **0098A**  
White / Blanco  
Aluminium + Acrylic / Aluminio + Acrílico

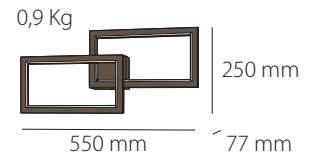
1,1 Kg / 33 x 33 x 13,5 cm  
Box / Caja (cm)





# New Frame

Wall Lamp / Aplique



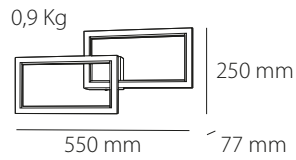
20 5 06 034 CF **0099A**

Coffee / Café

Aluminium + Acrylic / Aluminio + Acrílico

1,7 Kg / 63 x 33 x 16,5 cm

Box / Caja (cm)



20 5 06 034 CF **0100A**

White / Blanco

Aluminium + Acrylic / Aluminio + Acrílico

1,7 Kg / 63 x 33 x 16,5 cm

Box / Caja (cm)





**Specifications / Especificaciones**

**0099A / 0100A**

Watt / Potencia  
**34 W (LED)**

Lumens / Flujo Luminoso  
**2720 Lm**

Colour Temp. / Temp. de Color  
**3000 K - 4000 K - 6500 K**

CRI  $\geq$  80  
IP20



# Eclipse

Wall Lamp / Aplique



20 5 06 005 40 **737**

White / Blanco

Metal + Acrylic / Metal + Acrílico

0,8 Kg / 20 x 20 x 13 cm

Box / Caja (cm)



## Specifications / Especificaciones

**736 / 737**

Watt / Potencia  
**5 W (LED)**

Lumens / Flujo Luminoso  
**360 Lm**

Colour Temp. / Temp. de Color  
**4000 K**

CRI  $\geq$  **80**  
IP **20**





20 5 06 005 40 **736**  
White / Blanco  
Metal + Acrylic / Metal + Acrílico  
0,8 Kg / 20 x 20 x 13 cm  
Box / Caja (cm)





# Drops 1A

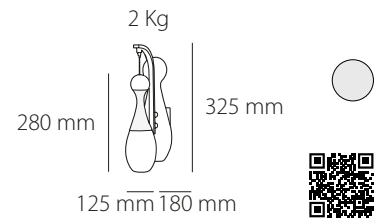
Wall Lamp / Aplique



20 5 06 005 42 **0060A**

Chrome / Cromo  
Metal + Glass / Metal + Cristal

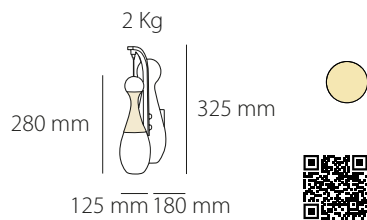
2,4 Kg / 38 x 19 x 21 cm  
Box / Caja (cm)



20 5 06 005 42 **117**

Gold / Oro  
Metal + Glass / Metal + Cristal

2,4 Kg / 38 x 19 x 21 cm  
Box / Caja (cm)





**Specifications / Especificaciones**

**0060A / 117**

Watt / Potencia  
**5 W (LED)**

Lumens / Flujo Luminoso  
**550 Lm**

Colour Temp. / Temp. de Color  
**4200 K**

CRI  $\geq$  80  
IP20



# Drops 1B

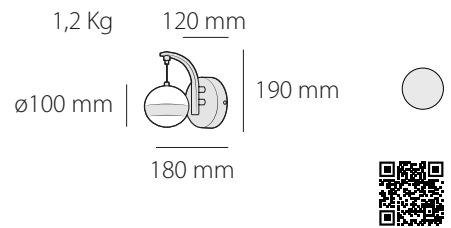
Wall Lamp / Applique



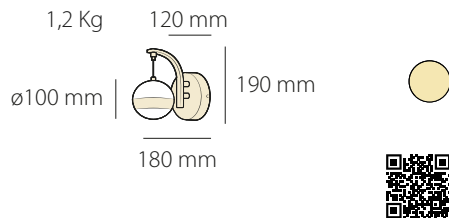




20 5 06 008 33 **119**  
 Chrome / Cromo  
 Metal + Glass / Metal+ Cristal  
 1,5 Kg / 24 x 19 x 25 cm  
 Box / Caja (cm)



20 5 06 008 33 **359**  
 Chrome / Cromo  
 Metal + Glass / Metal + Glass  
 1,5 Kg / 24 x 19 x 25 cm  
 Box / Caja (cm)



**Specifications / Especificaciones**



**119 / 359**

Watt / Potencia  
**8 W (LED)**

/ Lumens / Flujo Luminoso  
**880 Lm**

/ Colour Temp. / Temp. de Color  
**3300 K**

/ CRI ≥ 80  
**IP20**



# Step 2

Shelf Wall Lamp / Aplique con Estante



**Specifications / Especificaciones**

**372**

Watt / Potencia  
**20 W (LED)**

Colour Temp. / Temp. de Color  
**4000 K**

**IP20**

**CE**

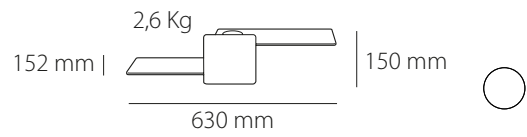
**k 132**



20 7 06 020 40 **372**

White / Blanco  
Metal + Acrylic / Metal + Acrílico

3,2 Kg / 68 x 21 x 20 cm  
Box / Caja (cm)





# Sign R

Wall Lamp / Aplique



## Specifications / Especificaciones

**786**

Watt / Potencia  
**24 W (LED)**

Lumens / Flujo Luminoso  
**2400 Lm**

Colour Temp. / Temp. de Color  
**6500 K**

CRI  $\geq$  80  
IP65







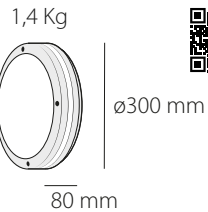
65 5 02 024 65 **786 ( 6500K )**

Grey / Gris

Aluminium + PC / Aluminio + PC

1,6 Kg / 32 x 10 x 33 cm

Box / Caja (cm)



65 5 02 024 30 **0047A ( 3000K )**

Grey / Gris

Aluminium + Acrylic / Aluminio + PC

1,6 Kg / 32 x 10 x 33 cm

Box / Caja (cm)



65 5 02 024 30 **0048A ( 3000K )**

Black / Negro

Aluminium + Acrylic / Aluminio + PC

1,6 Kg / 32 x 10 x 33 cm

Box / Caja (cm)



**Specifications / Especificaciones**

**0047A / 0048A**

Watt / Potencia  
**24 W (LED)**

Lumens / Flujo Luminoso  
**2400 Lm**

Colour Temp. / Temp. de Color  
**3000 K**

CRI ≥ 80  
**IP65**





# Sign S

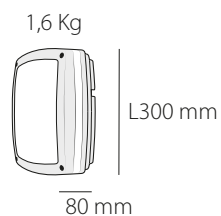
Wall Lamp / Aplique



65 5 02 024 65 **788**

Grey / Gris  
Aluminium + PC / Aluminio + PC

1,8 Kg / 32 x 10 x 33 cm  
Box / Caja (cm)



## Specifications / Especificaciones

**788**

Watt / Potencia  
**24 W (LED)**

Lumens / Flujo Luminoso  
**2400 Lm**

Colour Temp. / Temp. de Color  
**6500 K**

CRI  $\geq$  **80**  
IP **65**



# Athens

Wall Lamp / Aplique


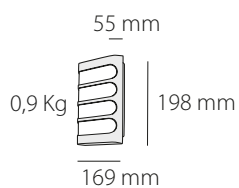
54 5 02 012 65 **790**

Grey / Gris

Aluminium + PC / Aluminio + PC

1 Kg / 18 x 7 x 22 cm

Box / Caja (cm)



## Specifications / Especificaciones

790




Watt / Potencia  
**12 W (LED)**

Lumens / Flujo Luminoso  
**1000 Lm**

Colour Temp. / Temp. de Color  
**6500 K**

CRI  $\geq$  80  
**IP65**



Tiger 1 0116A



pg. 140 - 159 Baby & Kid Lamps • Lámparas Infantiles

<b>LED</b>			<b>Cute Pet Collection</b>		
			<b>E14 12/24 V / DC</b>		
pg. 140	<b>White Star</b>	652	pg. 153	<b>Duck 1</b>	0108A
pg. 141	<b>Bee World</b>	549		<b>Panda 1</b>	0109A
				<b>Frog 1</b>	0110A
			pg. 154	<b>Mouse 1</b>	0111A
				<b>Bear 1</b>	0112A
				<b>Panda 2</b>	0113A
			pg. 155	<b>Rabbit 1</b>	0114A
				<b>Dog 1</b>	0115A
			pg. 156	<b>Tiger 1</b>	0116A
				<b>Tiger 2</b>	0117A
				<b>Tiger 3</b>	0118A
			pg. 157	<b>Rabbit 2</b>	0119A
				<b>Rabbit 3</b>	0120A
				<b>Rabbit 4</b>	0121A
			pg. 158	<b>Cow 1</b>	0122A
				<b>Cow 2</b>	0123A
				<b>Cow 3</b>	0124A
			pg. 159	<b>Koala 1</b>	0125A
				<b>Chicken 1</b>	0126A

<b>E27</b>		
pg. 142	<b>Up</b>	0029A
pg. 143	<b>Cats</b>	546
pg. 144	<b>Nidus 1</b>	552
pg. 145	<b>Numbers</b>	558
pg. 146	<b>Nautilus</b>	543
pg. 147	<b>Ship</b>	544
pg. 148	<b>Helicopter 2</b>	537
pg. 149	<b>Helicopter 3</b>	560
pg. 150	<b>Football</b>	557
	<b>Basketball</b>	559

<b>E14</b>		
pg. 151	<b>Nidus 2</b>	553
	<b>Pirate Ship 2</b>	554



# White Star

Ceiling Lamp / Plafón



20 3 07 024 CF **652**  
White / Blanco  
Metal + Acrylic / Metal + Acrílico  
2,2 Kg / 52 x 52 x 17 cm  
Box / Caja (cm)



**Specifications** / Especificaciones

3 Scene switch / Interruptor con 3 escenas de color



**652**

Watt Range / Rango Potencia  
**24 W (LED)**

Lumens / Flujo Luminoso  
**2600 Lm**

Colour Temp. / Temp. de Color  
**3000 K  $\leftrightarrow$  6800 K**

CRI  $\geq$  **80**  
IP **20**

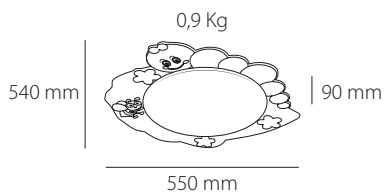
# Bee World

Ceiling Lamp / Plafón

20 5 06 015 30 **549**

Multicolored / Multicolor  
MDF + Acrylic / MDF + Acrílico

1,7 Kg / 63 x 11 x 65 cm  
Box / Caja (cm)



Specifications / Especificaciones

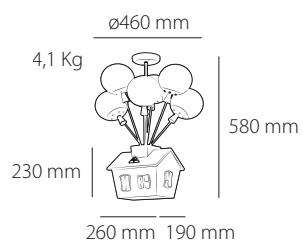
**549**

Watt / Potencia / Colour Temp. / Temp. de Color / IP20  
15 W (LED) / 3000 K



# Up

Ceiling Lamp / Plafón



20 3 06 000 00 **0029A**

Multicolored / Multicolor  
Glass + Wood + Metal / Cristal + Madera + Metal

6,7 Kg / 64 x 58 x 23,5 cm  
Box / Caja (cm)



**Specifications** / Especificaciones

**0029A**

Bulbholder / Portalámparas  
**9 x E27** (Bulbs not included / Bombillas no incluidas)

Max. Watt / Potencia Máx.  
**40 W**

IP20





# Cats

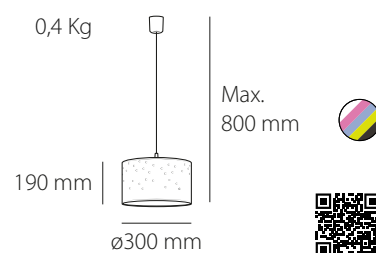
Pendant Lamp / Colgante



20 3 06 000 00 **546**

Multicolored / Multicolor  
Acrylic + Fabric / Acrílico + Tela

0,9 Kg / 32 x 32 x 21,5 cm  
Box / Caja (cm)



## Specifications / Especificaciones

**546**

Bulbholder / Portalámparas  
1 x E27 (Bulb not included / Bombilla no incluida)

Max. Watt / Potencia Máx.  
**40 W**

IP20





# Nidus 1

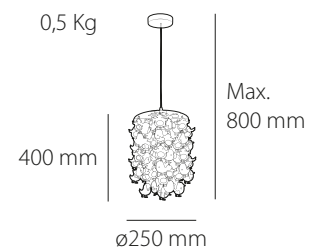
Pendant Lamp / Colgante



20 3 06 000 00 **552**

Yellow / Amarillo  
Acrylic / Acrílico

0,7 Kg / 26 x 10 x 27 cm  
Box / Caja (cm)



## Specifications / Especificaciones

**552**

Bulbholder / Portalámparas

1 x E27 (Bulb not included / Bombilla no incluida)

Max. Watt / Potencia Máx.

**40W**

IP20



# Numbers

Pendant Lamp / Colgante

Specifications / Especificaciones

552

Bulbholder / Portalámparas

1 x E27 (Bulb not included / Bombilla no incluida)

Max. Watt / Potencia Máx.

40 W

IP20



20 3 06 000 00 **558**

Multicolored / Multicolor  
Acrylic / Acrílico

0,7 Kg / 22 x 14 x 16 cm  
Box / Caja (cm)

0,5 Kg

350 mm



ø350 mm

Max.  
800 mm



# Nautilus

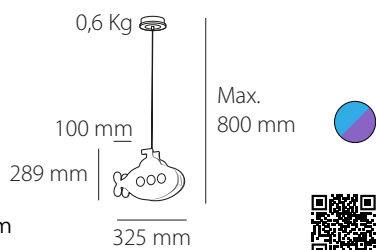
Pendant Lamp / Colgante



20 3 06 000 00 **543**

Blue / Azul  
Acrylic / Acrílico

0,9 Kg / 36 x 13 x 28 cm  
Box / Caja (cm)



## Specifications / Especificaciones

**543**

Bulbholder / Portalámparas

1 x E27 (Bulb not included / Bombilla no incluida)

Max. Watt / Potencia Máx.


**40 W**

IP20



# Ship

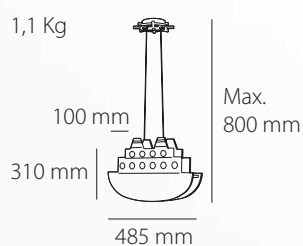
Pendant Lamp / Colgante



20 3 06 000 00 **544**

Yellow / Amarillo  
MDF + Acrylic / MDF+ Acrílico

1,5 Kg / 50 x 14 x 36 cm  
Box / Caja (cm)



## Specifications / Especificaciones

**544**

Bulbholder / Portalámparas

2 x E27 (Bulbs not included / Bombillas no incluidas)

Max. Watt / Potencia Máx.  
**40 W**

IP20





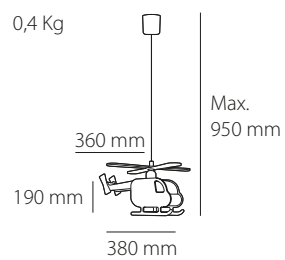
# Helicopter 2

Pendant Lamp / Colgante

20 3 06 000 00 **537**

Green / Verde  
Acrylic / Acrílico

0,7 Kg / 37 x 12 x 15 cm  
Box / Caja (cm)



## Specifications / Especificaciones

**537**

Bulbholder / Portalámparas

1 x E27 (Bulb not included / Bombilla no incluida)

Max. Watt / Potencia Máx.  
**40 W**

IP20



# Helicopter 3

Pendant Lamp / Colgante

Specifications / Especificaciones

560

Bulbholder / Portalámparas

3 x E27 (Bulbs not included / Bombillas no incluidas)

Max. Watt / Potencia Máx.

40 W

IP20



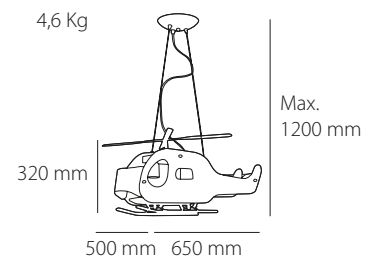
20 3 06 000 00 **560**

Grey / Gris

Metal + Glass / Metal + Cristal

5,8 Kg / 72 x 32 x 38 cm

Box / Caja (cm)



# Basketball

Pendant Lamp / Colgante

20 3 06 000 00 **559**

White + Grey / Blanco + Gris  
Metal + Glass / Metal + Cristal

2 Kg / 32 x 32 x 32 cm  
Box / Caja (cm)



## Specifications / Especificaciones

**557 / 559**

Bulbholder / Portalámparas

1 x E27 (Bulb not included / Bombilla no incluida)

Max. Watt / Potencia Máx.

**40 W**

IP20



# Football

Pendant Lamp / Colgante

20 3 06 000 00 **557**

White + Black / Blanco + Negro  
Metal + Glass / Metal + Cristal

2,2 Kg / 35 x 35 x 33 cm  
Box / Caja (cm)



Specifications / Especificaciones



553 / 554

Watt / Rango  
1 x E14 (Bulb not included / Bombilla no incluida)

Max. Watt / Potencia Máx.  
40 W

IP20



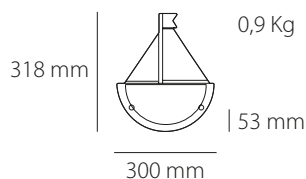
## Pirate Ship 2

Wall Lamp / Aplique

20 5 06 000 00 **554**

Multicolored / Multicolor  
Metal + Glass / Metal + Cristal

1,2 Kg / 49 x 11 x 35,5 cm  
Box / Caja (cm)



## Nidus 2

Wall Lamp / Aplique



20 5 06 000 00 **553**

White / Multicolor  
Metal + Glass / Metal + Cristal

1,2 Kg / 37 x 11 x 40 cm  
Box / Caja (cm)





# Cute Pet Collection

Baby & Kid Table Lamp / Sobremesa Infantil



**Panda 1 0109A**  
pg. 153



**Duck 1 0108A**  
pg. 153



**Frog 1 0110A**  
pg. 153



**Mouse 1 0111A**  
pg. 154



**Bear 1 0112A**  
pg. 154



**Panda 2 0113A**  
pg. 154



**Rabbit 1 0114A**  
pg. 155



**Dog 1 0115A**  
pg. 155



**Tiger 1 0116A**  
pg. 156



**Tiger 2 0117A**  
pg. 156



**Tiger 3 0118A**  
pg. 156



**Cow 2 0123A**  
pg. 158

**Cow 3 0124A**  
pg. 158



**Rabbit 2 0119A**  
pg. 157



**Cow 1 0122A**  
pg. 158



**Rabbit 3 0120A**  
pg. 157



**Rabbit 4 0121A**  
pg. 157



**Chicken 1 0126A**  
pg. 159



**Koala 1 0125A**  
pg. 159

**Specifications / Especificaciones**  
**Cute Pet Collection**

Bulbholder / Portalámparas  
1 x E14 (Bulb included / Bombilla incluida)

Max. Watt / Potencia Máx.  
7W

Included / Incluye  
LED Bulb 5 W / 400 Lm / 4000 K

12 / 24 V / DC  
IP20





## Cute Pet Panda 1

20 1 19 000 00 **0109A**

White + Black / Blanco + Negro  
Acrylic / Acrílico

0,6 Kg / 20 x 17,5 x 25,5 cm  
Box / Caja (cm)

0,5 Kg  
175 mm \ 195 mm  
250 mm



## Cute Pet Duck 1

20 1 19 000 00 **0108A**

Green / Verde  
Acrylic / Acrílico

0,6 Kg / 21,5 x 19 x 27 cm  
Box / Caja (cm)

0,5 Kg  
175 mm \ 220 mm  
270 mm



## Cute Pet Frog 1

20 1 19 000 00 **0110A**

White + Green / Blanco + Verde  
Acrylic / Acrílico

0,6 Kg / 20 x 17,5 x 26,5 cm  
Box / Caja (cm)

0,5 Kg  
170 mm \ 200 mm  
250 mm

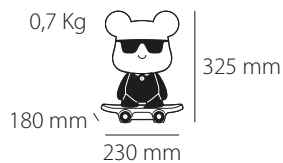


## Cute Pet **Mouse 1**

20 1 19 000 00 **0111A**

White + Black / Blanco + Negro  
Acrylic / Acrílico

0,8 Kg / 23 x 18 x 35 cm  
Box / Caja (cm)



## Cute Pet **Bear 1**

20 1 19 000 00 **0112A**

White / Blanco  
Acrylic / Acrílico

0,8 Kg / 23 x 20 x 32 cm  
Box / Caja (cm)

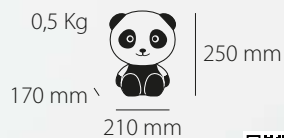


## Cute Pet **Panda 2**

20 1 19 000 00 **0113A**

White + Black / Blanco + Negro  
Acrylic / Acrílico

0,6 Kg / 25 x 19 x 27 cm  
Box / Caja (cm)





## Cute Pet **Rabbit 1**

20 1 19 000 00 **0114A**

Pink / Rosa  
Acrylic / Acrílico

0,7 Kg / 21 x 19 x 27,5 cm  
Box / Caja (cm)

0,6 Kg

175 mm \



290 mm

220 mm



## Cute Pet **Dog 1**

20 1 19 000 00 **0115A**

White + Black / Blanco + Negro  
Acrylic / Acrílico

0,7 Kg / 21 x 19 x 27,5 cm  
Box / Caja (cm)

0,6 Kg

170 mm \



255 mm

210 mm








### Cute Pet Tiger 1

20 1 19 000 00 **0116A**

Green / Verde  
Acrylic / Acrílico

0,6 Kg / 20 x 16,5 x 29 cm  
Box / Caja (cm)

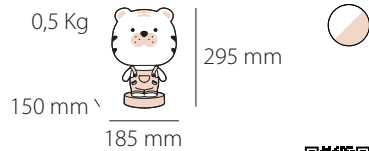


### Cute Pet Tiger 2

20 1 19 000 00 **0117A**

Pink / Rosa  
Acrylic / Acrílico

0,6 Kg / 20 x 16,5 x 29 cm  
Box / Caja (cm)




### Cute Pet Tiger 3

20 1 19 000 00 **0118A**

Brown / Marrón  
Acrylic / Acrílico

0,6 Kg / 20 x 16,5 x 29 cm  
Box / Caja (cm)



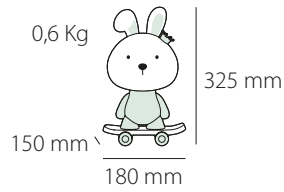


### Cute Pet **Rabbit 2**

20 1 19 000 00 **0119A**

Blue / Azul  
Acrylic / Acrílico

0,8 Kg / 23,5 x 17 x 30 cm  
Box / Caja (cm)

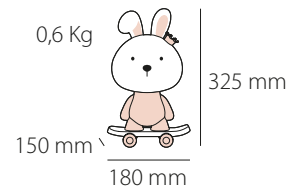


### Cute Pet **Rabbit 3**

20 1 19 000 00 **0120A**

Pink / Rosa  
Acrylic / Acrílico

0,8 Kg / 23,5 x 17 x 30 cm  
Box / Caja (cm)




### Cute Pet **Rabbit 4**

20 1 19 000 00 **0121A**

Grey / Gris  
Acrylic / Acrílico

0,8 Kg / 23,5 x 17 x 30 cm  
Box / Caja (cm)



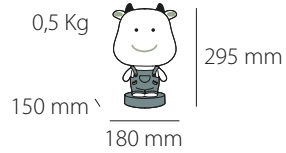


### Cute Pet **Cow 1**

20 1 19 000 00 **0122A**

Green / Verde  
Acrylic / Acrílico

0,6 Kg / 20 x 16,5 x 29 cm  
Box / Caja (cm)

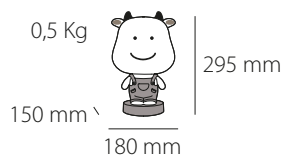


### Cute Pet **Cow 2**

20 1 19 000 00 **0123A**

Brown / Marrón  
Acrylic / Acrílico

0,6 Kg / 20 x 16,5 x 29 cm  
Box / Caja (cm)

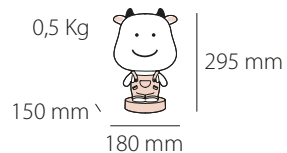


### Cute Pet **Cow 3**

20 1 19 000 00 **0124A**

Pink / Rosa  
Acrylic / Acrílico

0,6 Kg / 20 x 16,5 x 29 cm  
Box / Caja (cm)



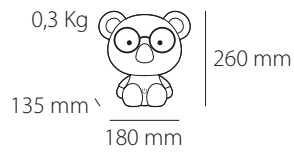


## Cute Pet Koala 1

20 1 19 000 00 **0125A**

Blue / Azul  
Acrylic / Acrílico

0,4 Kg / 14 x 16 x 23 cm  
Box / Caja (cm)

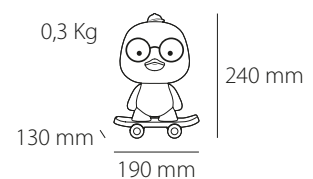


## Cute Pet Chicken 1

20 1 19 000 00 **0126A**

Yellow / Amarillo  
Acrylic / Acrílico

0,4 Kg / 18 x 14 x 24 cm  
Box / Caja (cm)







**ES**

+34 963 267 365  
info@kelektron.com

**RO**

+40 0763 544 545  
inforo@kelektron.com

**kelektron<sup>®</sup>**  
SPAIN

**ES**

Ronda Isaac Peral y Caballero 17, 46980 Paterna (Valencia)  
Edificio ARVAK GLOBAL  
Parque Tecnológico  
T +34 963 267 365  
F +34 963 327 201  
**info@kelektron.com**

**RO**

Șoseaua București-Urziceni, Nr.17, Afumați  
T +40 0763 544 545  
**inforo@kelektron.com**

